

JOSEPH E. SMITH • CLERK OF THE CIRCUIT COURT • ST. LUCIE COUNTY

October 26, 2020

The Honorable Cathy Townsend, Chair
St. Lucie County Board of County Commissioners
2300 Virginia Avenue
Fort Pierce, Florida 34982

Re: Investment Report for Quarter Ending September 30, 2020

Dear Cathy,

I am pleased to share with you the 4th Quarter Investment Report for the fiscal year 2020.

The Investment Report includes the following:

- Investment Summary
- Portfolio Diversification, Maturity Distribution, Issuer Concentration and Top 10 Holdings charts
- Investment Portfolio Detail

All investment activities were in compliance with the bid process as outlined in the Investment Policy. All of the investment categories and portfolio composition percentages are in accordance with the Investment Policy approved by the Board of County Commissioners.

The information is provided to you, the Honorable Members of the Board of County Commissioners and the Investment Committee as required by the Investment Policy. Please do not hesitate to contact our office should you have questions.

Cordially,

Joseph E. Smith
Clerk of the Circuit Court

Enclosures
October 26, 2020
The Honorable Cathy Townsend, Chair

cc:
District 1 Commissioner, Chris Dzadovsky
District 2 Commissioner, Sean Mitchell
District 3 Commissioner, Linda Bartz
District 4 Commissioner, Frannie Hutchinson
Howard Tipton, County Administrator
Dan McIntyre, County Attorney
Jennifer Hill, OMB Director
Investment Committee Members
Budget Committee Members

**ST LUCIE COUNTY, FLORIDA
BOARD OF COUNTY COMMISSIONERS
INVESTMENT SUMMARY
AS OF SEPTEMBER 30, 2020**

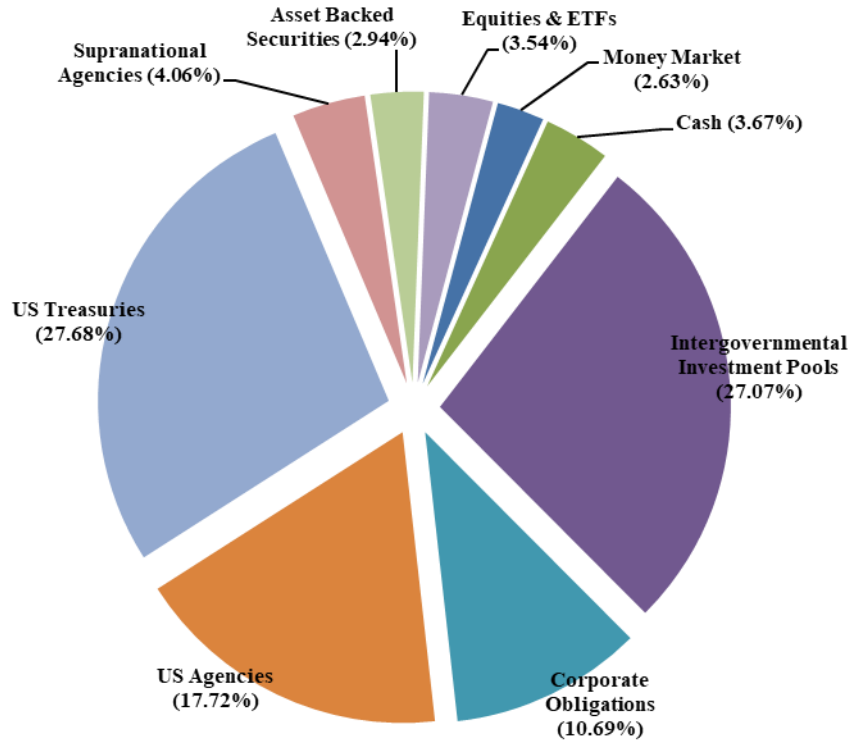
Portfolio Composition	Dollars Invested	Market Value Plus Accrued	Percentage of Total Portfolio	Maximum Allowable Percentage
<i>CASH</i>	\$ 9,800,626	\$ 9,800,626	3.67%	25%
<i>MONEY MARKET</i>	7,038,949	7,038,949	2.63%	80%
<i>INTERGOVERNMENTAL INVESTMENT POOLS</i>	72,367,112	72,367,112	27.07%	40%
<i>CORPORATE OBLIGATIONS</i>	27,695,213	28,593,563	10.69%	25%
<i>US AGENCIES</i>	46,537,766	47,386,492	17.72%	50%
<i>US TREASURIES</i>	72,083,100	74,020,464	27.68%	75%
<i>SUPRANATIONAL AGENCIES</i>	10,632,010	10,849,976	4.06%	25%
<i>ASSET BACKED SECURITIES</i>	7,735,594	7,864,180	2.94%	10%
<i>EQUITIES and EXCHANGE TRADED FUNDS</i>	8,397,284	9,467,845	3.54%	10%
TOTAL INVESTMENTS	\$ 262,287,654	\$ 267,389,207	100%	

Cash and Fixed Income Summary	
Risk Metric	Value
Cash	\$9,800,626
Money Market Fund	\$79,406,061
Fixed Income	\$168,714,675
Years to Final Maturity	1.93
Book Yield (1)	0.934%
Yield (2)	0.288%
Average Credit Rating	AA/Aa2/AA

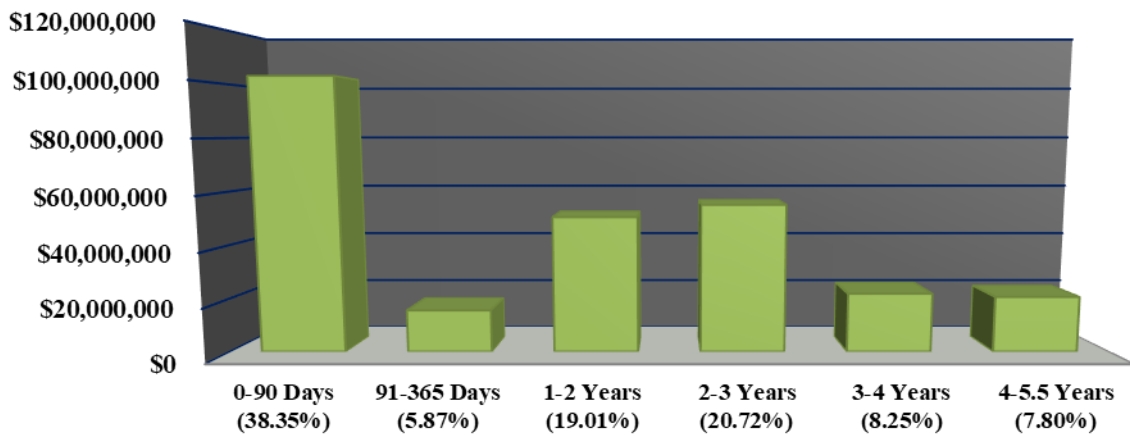
(1) Book Yield - Book yield (purchase yield) is the rate that all future cash flows discounted to the book value. This is a projected return at time of purchase.

(2) Yield - Yield (current yield) is a bond's annual return on its annual coupon payments and current market price.

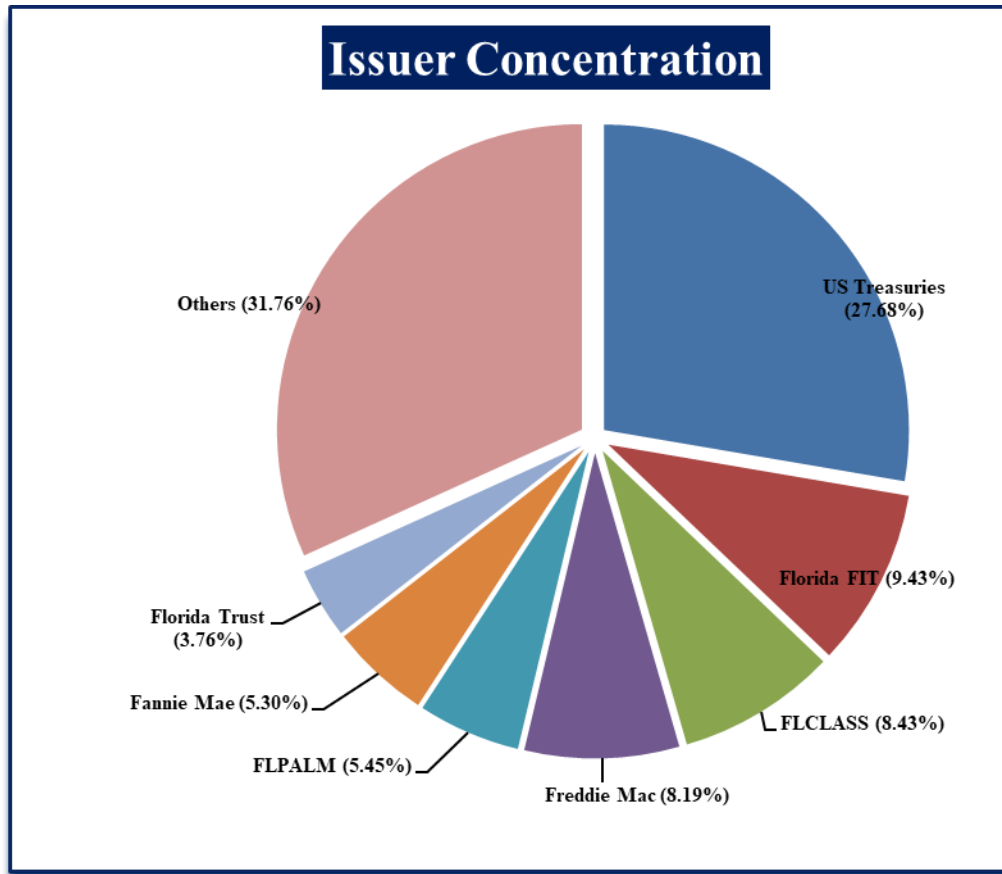
Portfolio Diversification



Maturity Distribution



Issuer Concentration



Top Ten Holdings

Rank	Issuer Name	Book Value	Market Value Plus Accrued	% of Market Plus Accrued
1	US Treasuries	\$ 72,083,100	\$ 74,020,464	27.68%
2	FLFIT	25,209,806	25,209,806	9.43%
3	Freddie Mac	21,573,041	21,907,790	8.43%
4	FLCLASS	22,538,224	22,538,224	8.19%
5	FLPALM	14,570,240	14,570,240	5.45%
6	Fannie Mae	13,839,064	14,169,208	5.30%
7	Florida Trust	10,048,841	10,048,841	3.76%
8	Cash	9,800,626	9,800,626	3.67%
9	Federal Farm Credit Banks	7,656,105	7,691,922	2.88%
10	BankUnited Money Market Account	5,195,600	5,195,600	1.94%
Total		\$ 202,514,647	\$ 205,152,721	76.73%

**ST. LUCIE COUNTY BOARD OF COUNTY COMMISSIONERS
INVESTMENT PORTFOLIO
AS OF SEPTEMBER 30, 2020**

CASH	Account	Identifier	Description	S&P Rating	Fitch Rating	Moody's Rating	Current Units	Settle Date	Maturity	Book Value	Interest Due	Accrued Balance	Net Unrealized Gain/Loss	Market Value	Market Value + Accrued
	CCYUSD	Payable		AAA	AAA	Aaa	(524,438.25)		09/30/2020	(524,438.25)	0.00	0.00	0.00	(524,438.25)	(524,438.25)
	CCYUSD	Receivable		AAA	AAA	Aaa	2.07		09/30/2020	2.07	0.00	0.00	0.00	2.07	2.07
	STLUCIE-Sawgrass	CCYUSD		AAA	AAA	Aaa	2.18		09/30/2020	2.18	0.00	0.00	0.00	2.18	2.18
	STLUCIE-Cash Sol	CCYUSD		AAA	AAA	Aaa	0.03		09/30/2020	0.03	0.00	0.00	0.00	0.03	0.03
	STLUCIE-Cash in Bank	CCYUSD		AAA	AAA	Aaa	6.41		09/30/2020	6.41	0.00	0.00	0.00	6.41	6.41
	STLUCIE-Payden & Rygel	CCYUSD		AAA	AAA	Aaa	10,371,165.03		09/30/2020	10,371,165.03	0.00	0.00	0.00	10,371,165.03	10,371,165.03
	STLUCIE-Payden & Rygel	CCYUSD		AAA	AAA	Aaa	961,099.20		09/30/2020	961,099.20	0.00	0.00	0.00	961,099.20	961,099.20
	STLUCIE-Equities Sawgrass	CCYUSD		AAA	AAA	Aaa	(1,009,589.64)		09/30/2020	(1,009,589.64)	0.00	0.00	0.00	(1,009,589.64)	(1,009,589.64)
	STLUCIE-Equities Sawgrass	CCYUSD		AAA	AAA	Aaa	(0.02)		09/30/2020	(0.02)	0.00	0.00	0.00	(0.02)	(0.02)
	STLUCIE-Equities Sawgrass	CCYUSD		AAA	AAA	Aaa	2,379.38		09/30/2020	2,379.38	0.00	0.00	0.00	2,379.38	2,379.38
							9,800,626.39			9,800,626.39	0.00	0.00	0.00	9,800,626.39	9,800,626.39
							881,338.63		09/30/2020	881,338.63	0.00	0.00	0.00	881,338.63	881,338.63
							477,423.89		09/30/2020	477,423.89	2.18	0.00	0.00	477,423.89	477,423.89
							6,582.52		09/30/2020	6,582.52	0.03	0.00	0.00	6,582.52	6,582.52
							277,565.04		09/30/2020	277,565.04	3.10	0.00	0.00	277,565.04	277,565.04
							200,438.71		09/30/2020	200,438.71	0.94	0.00	0.00	200,438.71	200,438.71
							5,195,599.75		09/30/2020	5,195,599.75	8.32	0.00	0.00	5,195,599.75	5,195,599.75
							7,038,948.54			7,038,948.54	0.00	0.00	0.00	7,038,948.54	7,038,948.54
							14,570,240.12		09/30/2020	14,570,240.12	0.00	0.00	0.00	14,570,240.12	14,570,240.12
							18,562,139.60		09/30/2020	18,562,139.60	0.00	0.00	0.00	18,562,139.60	18,562,139.60
							3,976,084.64		09/30/2020	3,976,084.64	0.00	0.00	0.00	3,976,084.64	3,976,084.64
							25,209,805.97		09/30/2020	25,209,805.97	0.00	0.00	0.00	25,209,805.97	25,209,805.97
							10,048,841.13		09/30/2020	10,048,841.13	0.00	0.00	0.00	10,048,841.13	10,048,841.13
							72,367,111.46			72,367,111.46	0.00	0.00	0.00	72,367,111.46	72,367,111.46
							320,000.00		06/03/2025	319,875.20	0.00	839.11	3,971.20	323,846.40	323,846.40
							1,070,000.00		05/05/2021	1,041,666.40	0.00	9,763.75	39,001.50	1,090,431.65	1,090,431.65
							1,000,000.00		05/06/2021	991,230.00	0.00	11,479.17	23,670.00	1,014,900.00	1,014,900.00
							300,000.00		09/12/2022	299,646.00	0.00	332.50	10,428.00	310,074.00	310,074.00
							591,156.40		02/01/2021	591,156.40	0.00	2,114.17	16,107.00	597,270.57	597,270.57
							605,000.00		08/01/2024	612,562.50	0.00	2,520.83	31,441.85	644,004.35	644,004.35
							1,000,000.00		04/01/2019	975,520.00	0.00	2,750.00	73,310.00	1,048,830.00	1,048,830.00
							570,000.00		08/12/2025	570,000.00	0.00	533.00	568,483.80	569,016.80	
							850,000.00		09/20/2016	849,881.00	0.00	480.49	12,316.50	862,677.99	862,677.99
							749,835.00		09/20/2021	749,835.00	0.00	43.96	760,197.50	761,186.46	
							1,020,000.00		06/20/2017	1,066,746.60	0.00	2,890.00	(25,775.40)	1,040,971.20	1,040,971.20
							350,000.00		08/21/2017	356,338.50	0.00	2,189.93	3,762.50	360,101.00	362,290.93
							1,340,000.00		09/08/2017	1,337,279.80	0.00	1,840.64	48,146.20	1,385,426.00	1,387,266.64
							1,890,000.00		03/18/2019	1,878,338.70	0.00	2,007.23	17,784.90	1,896,123.60	1,896,123.60
							225,000.00		07/19/2018	220,572.00	0.00	1,788.75	16,305.75	236,877.75	236,877.75
							500,000.00		12/13/2019	511,690.00	0.00	3,975.00	14,705.00	526,395.00	526,395.00
							630,000.00		12/16/2019	629,615.70	0.00	3,975.00	14,925.00	644,540.70	644,540.70
							350,000.00		05/11/2022	350,000.00	0.00	5,757.50	19,630.80	369,630.80	369,630.80
							420,000.00		05/08/2020	420,000.00	0.00	2,931.25	(1,169.00)	418,831.00	418,831.00
							425,000.00		06/07/2019	420,949.20	0.00	892.50	2,188.20	423,137.40	423,137.40
							425,000.00		04/16/2019	417,639.00	0.00	461.60	23,243.25	440,882.25	440,882.25
							500,000.00		12/16/2019	511,470.00	0.00	3,975.00	14,925.00	526,395.00	526,395.00
							630,000.00		05/11/2022	629,615.70	0.00	5,757.50	19,630.80	649,246.50	649,246.50
							145,000.00		03/17/2019	144,973.90	0.00	543.06	9,694.70	154,668.60	154,668.60
							810,000.00		06/15/2018	789,588.00	0.00	4,781.25	66,800.70	856,388.70	856,388.70
							690,000.00		11/15/2019	706,111.50	0.00	2,199.98	(5,023.20)	701,088.30	703,288.28
							420,000.00		03/27/2020	419,428.80	0.00	112.00	31,781.40	451,210.20	451,210.20
							400,000.00		11/21/2019	405,788.00	0.00	426.67	14,920.00	420,708.00	421,134.67
							1,000,000.00		12/13/2019	1,013,750.00	0.00	1,066.67	38,020.00	1,051,770.00	1,051,770.00
							1,500,000.00		04/01/2019	1,541,610.00	0.00	9,916.67	93,105.00	1,634,715.00	1,634,715.00
							305,000.00		06/26/2020	338,418.85	0.00	3,904.17	(237.90)	338,180.95	341,485.12
							780,000.00		05/19/2016	779,594.40	0.00	5,577.00	8,938.80	788,533.20	794,110.20
							750,000.00		06/02/2020	810,420.00	0.00	12,000.00	2,872.50	825,292.50	825,292.50
							280,000.00		03/27/2020	279,773.20	0.00	3,792.44	24,049.20	303,822.40	307,614.84
							250,000.00		06/07/2017	256,768.90	0.00	1,432.39	(1,074.10)	255,694.80	257,127.19
							720,000.00		06/07/2017	741,103.20	0.00	4,484.00	(3,276.00)	737,827.20	742,311.20
							170,000.00		12/14/2015	169,855.50	0.00	1,111.61	518.50	170,374.00	171,485.61
							1,125,000.00		09/11/2017	1,121,602.50	0.00	1,075.00	43,008.75	1,164,611.25	1,165,686.25
							140,000.00		06/27/2018	139,982.20	0.00	1,256.11	11,291.00	151,253.20	152,509.31
							560,000.00		06/27/2018	560,408.80	0.00	5,024.44	44,604.00	605,012.80	610,037.24

MONEY MARKET

INTERGOVERNMENTAL INVESTMENT POOLS

CORPORATE OBLIGATIONS

ST. LUCIE COUNTY BOARD OF COUNTY COMMISSIONERS
 INVESTMENT PORTFOLIO
 AS OF SEPTEMBER 30, 2020

Account	Identifier	Description	S&P Rating	Fitch Rating	Moody's Rating	Current Units	Settle Date	Final Maturity	Book Value	Interest Due	Accrued Balance	Net Unrealized Gain/Loss	Market Value	Market Value + Accrued
STLUCIE-Sawgrass	931142EK5	WALMART INC	AA	AAA	Aa2	800,000.00	12/13/2019	06/26/2023	525,075.00	0.00	4,486.11	15,115.00	540,190.00	544,676.11
STLUCIE-Sawgrass	949746RS2	WELLS FARGO & CO	BBB+	AAA	A2	570,000.00	04/07/2017	03/04/2021	870,469.80	0.00	1,631.25	7,560.30	879,030.10	879,661.35
STLUCIE-Sawgrass	949746SK8	WELLS FARGO & CO	BBB+	A+	A2	860,000.00	07/22/2019	01/24/2023	873,863.20	0.00	4,912.11	13,158.00	887,021.20	891,933.31
									27,695,212.75	0.00	129,405.53	768,944.90	28,464,157.65	28,593,563.18
US AGENCIES														
STLUCIE-Payden & Rygel	3130AF5B9	FEDERAL HOME LOAN BANKS	AA+	AAA	Aaa	170,000.00	10/12/2018	10/12/2021	169,889.50	0.00	2,394.17	5,122.10	175,011.60	177,405.77
STLUCIE-PPM	3130AGLD5	FEDERAL HOME LOAN BANKS	AA+	AAA	Aaa	350,000.00	06/07/2019	07/07/2021	349,688.50	0.00	1,531.25	4,924.50	354,613.00	356,144.25
STLUCIE-Payden & Rygel	3130AGWK7	FEDERAL HOME LOAN BANKS	AA+	AAA	Aaa	240,000.00	08/16/2019	08/15/2024	239,436.00	0.00	460.00	12,396.00	251,832.00	252,292.00
STLUCIE-PPM	3130AJ7M3	FEDERAL HOME LOAN BANKS	AA+	AAA	Aaa	510,000.00	02/17/2020	02/17/2023	509,061.60	0.00	857.08	15,233.70	524,295.30	525,152.38
STLUCIE-Payden & Rygel	3130AK5E2	FEDERAL HOME LOAN BANKS	AA+	AAA	Aaa	130,000.00	09/11/2020	09/04/2025	129,610.00	0.00	27.08	261.30	129,871.30	129,898.38
STLUCIE-PPM	313379069	FEDERAL HOME LOAN BANKS	AA+	AAA	Aaa	870,000.00	06/14/2019	06/10/2022	876,116.10	0.00	5,700.31	22,802.70	898,918.80	904,619.11
STLUCIE-Sawgrass	3133ELM40	FEDERAL FARM CREDIT BANKS FUNDING CORP	AA+	AAA	Aaa	1,000,000.00	08/20/2020	08/19/2024	999,250.00	0.00	548.33	980.00	1,000,230.00	1,000,783.33
STLUCIE-Sawgrass	3133ELM33	FEDERAL FARM CREDIT BANKS FUNDING CORP	AA+	AAA	Aaa	800,000.00	02/18/2020	02/18/2023	799,360.00	0.00	1,813.33	4,152.00	803,512.00	805,325.33
STLUCIE-Sawgrass	3133ELM24	FEDERAL FARM CREDIT BANKS FUNDING CORP	AA+	AAA	Aaa	525,000.00	02/12/2020	02/12/2024	525,000.00	0.00	2,278.50	6,633.00	527,278.50	528,486.15
STLUCIE-PPM	3133ELM14	FEDERAL FARM CREDIT BANKS FUNDING CORP	AA+	AAA	Aaa	1,100,000.00	03/18/2020	01/18/2022	1,098,493.00	0.00	1,182.19	6,633.00	1,105,126.00	1,106,308.19
STLUCIE-PPM	3133ELV3	FEDERAL FARM CREDIT BANKS FUNDING CORP	AA+	AAA	Aaa	800,000.00	04/08/2020	04/08/2022	800,000.00	0.00	3,652.22	120.00	800,120.00	803,772.22
STLUCIE-PPM	3133ELW2	FEDERAL FARM CREDIT BANKS FUNDING CORP	AA+	AAA	Aaa	800,000.00	04/08/2020	04/08/2022	798,816.00	0.00	1,441.67	3,685.00	802,504.00	803,945.67
STLUCIE-Sawgrass	3133ELX33	FEDERAL FARM CREDIT BANKS FUNDING CORP	AA+	AAA	Aaa	415,000.00	07/24/2020	07/22/2025	414,792.50	0.00	548.84	(99.60)	414,692.90	415,241.74
STLUCIE-Sawgrass	3133ELX23	FEDERAL FARM CREDIT BANKS FUNDING CORP	AA+	AAA	Aaa	1,325,000.00	07/27/2020	07/22/2025	1,324,536.25	0.00	1,752.31	(516.75)	1,324,019.50	1,325,771.81
STLUCIE-PPM	3133ELX19	FEDERAL FARM CREDIT BANKS FUNDING CORP	AA+	AAA	Aaa	900,000.00	05/06/2020	05/06/2022	898,857.00	0.00	906.25	2,529.00	901,386.00	902,292.25
STLUCIE-Payden & Rygel	3134GV4C9	FEDERAL HOME LOAN MORTGAGE CORP	AA+	AAA	Aaa	310,000.00	07/07/2020	12/29/2022	309,924.23	0.00	330.67	196.67	310,120.90	310,451.57
STLUCIE-PPM	3134GV4B6	FEDERAL HOME LOAN MORTGAGE CORP	AA+	AAA	Aaa	1,200,000.00	06/08/2020	06/08/2022	1,199,424.00	0.00	941.67	2,232.00	1,201,656.00	1,202,597.67
STLUCIE-Payden & Rygel	3134GV4R7	FEDERAL HOME LOAN MORTGAGE CORP	AA+	AAA	Aaa	490,000.00	07/21/2020	07/21/2025	490,000.00	0.00	714.58	(686.00)	489,314.00	490,028.58
STLUCIE-Payden & Rygel	3135G0U15	FEDERAL NATIONAL MORTGAGE ASSOCIATION	AA+	AAA	Aaa	570,000.00	04/24/2020	04/22/2025	568,825.80	0.00	1,553.65	8,897.70	577,723.50	579,277.15
STLUCIE-PPM	3135G04Q3	FEDERAL NATIONAL MORTGAGE ASSOCIATION	AA+	AAA	Aaa	1,665,000.00	05/22/2020	05/22/2023	1,659,988.35	0.00	1,491.56	6,210.45	1,666,198.80	1,667,690.36
STLUCIE-Payden & Rygel	3135G04Q3	FEDERAL NATIONAL MORTGAGE ASSOCIATION	AA+	AAA	Aaa	580,000.00	05/22/2020	05/22/2023	578,254.20	0.00	519.58	2,163.40	580,417.60	580,937.18
STLUCIE-Payden & Rygel	3135G0423	FEDERAL NATIONAL MORTGAGE ASSOCIATION	AA+	AAA	Aaa	540,000.00	06/19/2020	06/17/2025	538,882.00	0.00	765.00	3,607.20	542,489.20	543,254.40
STLUCIE-PPM	3135G0564	FEDERAL NATIONAL MORTGAGE ASSOCIATION	AA+	AAA	Aaa	1,580,000.00	07/10/2020	07/10/2023	1,576,603.00	0.00	888.75	3,065.20	1,579,668.20	1,580,556.95
STLUCIE-Payden & Rygel	3135G0564	FEDERAL NATIONAL MORTGAGE ASSOCIATION	AA+	AAA	Aaa	500,000.00	07/10/2020	07/10/2023	498,925.00	0.00	281.25	970.00	499,895.00	500,176.25
STLUCIE-PPM	3135G05R0	FEDERAL NATIONAL MORTGAGE ASSOCIATION	AA+	AAA	Aaa	650,000.00	08/12/2020	08/10/2023	648,830.00	0.00	276.25	403.00	649,233.90	649,509.25
STLUCIE-Payden & Rygel	3135G05R0	FEDERAL NATIONAL MORTGAGE ASSOCIATION	AA+	AAA	Aaa	527,000.00	08/27/2020	08/25/2025	524,533.64	0.00	186.65	806.31	525,339.95	525,526.60
STLUCIE-Payden & Rygel	3135G0U43	FEDERAL NATIONAL MORTGAGE ASSOCIATION	AA+	AAA	Aaa	500,000.00	09/14/2019	09/12/2023	517,868.00	0.00	789.03	42,582.80	560,450.80	561,239.83
STLUCIE-PPM	3135G0U42	FEDERAL NATIONAL MORTGAGE ASSOCIATION	AA+	AAA	Aaa	520,000.00	01/11/2019	01/11/2022	499,640.00	0.00	2,916.67	16,280.00	515,920.00	518,836.67
STLUCIE-PPM	3135G0U92	FEDERAL NATIONAL MORTGAGE ASSOCIATION	AA+	AAA	Aaa	600,000.00	01/31/2019	01/11/2022	600,156.00	0.00	3,500.00	18,948.00	619,104.00	622,604.00
STLUCIE-PPM	3135G0V59	FEDERAL NATIONAL MORTGAGE ASSOCIATION	AA+	AAA	Aaa	425,000.00	04/12/2019	04/12/2022	423,606.00	0.00	4,489.06	15,155.50	438,761.50	443,250.56
STLUCIE-Payden & Rygel	3135G0V59	FEDERAL NATIONAL MORTGAGE ASSOCIATION	AA+	AAA	Aaa	360,000.00	07/08/2019	07/02/2024	358,635.60	0.00	1,557.50	21,322.80	379,958.40	381,515.90
STLUCIE-Payden & Rygel	3135G0X24	FEDERAL NATIONAL MORTGAGE ASSOCIATION	AA+	AAA	Aaa	1,100,000.00	01/10/2020	01/07/2023	1,096,491.00	0.00	4,170.83	62,656.00	1,159,147.00	1,163,317.83
STLUCIE-Payden & Rygel	3137EA025	FEDERAL HOME LOAN MORTGAGE CORP	AA+	AAA	Aaa	500,000.00	06/11/2018	06/19/2023	497,280.00	0.00	3,895.83	36,520.00	533,800.00	537,695.83
STLUCIE-Payden & Rygel	3137EA0P0	FEDERAL HOME LOAN MORTGAGE CORP	AA+	AAA	Aaa	780,000.00	02/14/2020	02/12/2025	779,399.40	0.00	1,592.50	39,273.00	818,672.40	820,264.90
STLUCIE-PPM	3137EA0E8	FEDERAL HOME LOAN MORTGAGE CORP	AA+	AAA	Aaa	1,030,000.00	04/20/2020	04/20/2023	1,027,425.00	0.00	1,727.40	8,023.00	1,035,448.70	1,037,176.10
STLUCIE-PPM	3137EA0E6	FEDERAL HOME LOAN MORTGAGE CORP	AA+	AAA	Aaa	975,000.00	05/07/2020	05/05/2023	974,590.50	0.00	1,462.50	4,592.25	979,182.75	980,645.25
STLUCIE-PPM	3137EA0E4	FEDERAL HOME LOAN MORTGAGE CORP	AA+	AAA	Aaa	1,500,000.00	06/26/2020	06/26/2023	1,495,620.00	0.00	989.58	5,730.00	1,501,350.00	1,502,339.58
STLUCIE-Payden & Rygel	3137EA0E4	FEDERAL HOME LOAN MORTGAGE CORP	AA+	AAA	Aaa	22,000.00	06/26/2020	06/26/2023	21,935.76	0.00	14.51	84.04	22,019.80	22,034.31
STLUCIE-PPM	3137EA0E2	FEDERAL HOME LOAN MORTGAGE CORP	AA+	AAA	Aaa	675,000.00	07/23/2020	07/25/2022	673,474.50	0.00	159.38	911.25	674,385.75	674,545.13
STLUCIE-Payden & Rygel	3137EA0E9	FEDERAL HOME LOAN MORTGAGE CORP	AA+	AAA	Aaa	330,000.00	07/23/2020	07/21/2025	328,356.60	0.00	233.75	1,696.20	330,052.80	330,286.55
STLUCIE-PPM	3137EA0E7	FEDERAL HOME LOAN MORTGAGE CORP	AA+	AAA	Aaa	1,100,000.00	08/21/2020	08/24/2023	1,098,878.00	0.00	305.56	1,870.00	1,100,748.00	1,101,053.56
STLUCIE-Payden & Rygel	3137EA0E7	FEDERAL HOME LOAN MORTGAGE CORP	AA+	AAA	Aaa	515,000.00	08/21/2020	08/24/2023	509,479.80	0.00	141.67	867.00	510,346.80	510,488.47
STLUCIE-PPM	3137EA0E5	FEDERAL HOME LOAN MORTGAGE CORP	AA+	AAA	Aaa	325,000.00	09/04/2020	09/08/2023	324,892.75	0.00	60.94	227.50	325,120.25	325,181.19
STLUCIE-PPM	3137EA0E5	FEDERAL HOME LOAN MORTGAGE CORP	AA+	AAA	Aaa	230,000.00	09/04/2020	09/08/2023	230,042.00	0.00	43.13	43.10	230,085.10	230,128.23
STLUCIE-Payden & Rygel	3137EA0E5	FEDERAL HOME LOAN MORTGAGE CORP	AA+	AAA	Aaa	370,000.00	09/04/2020	09/08/2023	369,877.90	0.00	69.38	259.00	370,136.90	370,206.28
STLUCIE-Payden & Rygel	3137EA0E3	FEDERAL HOME LOAN MORTGAGE CORP	AA+	AAA	Aaa	550,000.00	09/25/2020	09/23/2025	548,344.50	0.00	34.38	(159.50)	548,185.00	548,219.38
STLUCIE-Payden & Rygel	6903535R4	US INTERNATIONAL DEVELOPMENT FINANCE CORP	AA+	AAA	Aaa	210,000.00	02/20/2004	03/20/2024	210,000.00	0.00	180.95	11,077.50	221,077.50	221,258.45
STLUCIE-Payden & Rygel	690353M79	US INTERNATIONAL DEVELOPMENT FINANCE CORP	AA+	AAA	Aaa	103,912.78	01/16/2019	02/15/2023	101,747.24	0.00	2,307.00	3,582.92	105,330.15	105,567.82
STLUCIE-Payden & Rygel	690353V38	US INTERNATIONAL DEVELOPMENT FINANCE CORP	AA+	AAA	Aaa	300,000.00	06/28/2018	08/21/2021	299,529.00	0.00	21,897.42	27,200.00	326,736.00	328,933.42
STLUCIE-Payden & Rygel	690353ZC4	US INTERNATIONAL DEVELOPMENT FINANCE CORP	AA+	AAA	Aaa	34,399.83	01/30/2019	05/15/2025	34,028.31	0.00	110.63	2,049.54	36,077.85	36,188.18
STLUCIE-Payden & Rygel	880591E08	TENNESSEE VALLEY AUTHORITY	AA+	AAA	Aaa	340,000.00	05/11/2020	05/15/2025	339,000.40	0.00	991.67	7,208.00	346,208.40	347,200.07
STLUCIE-Payden & Rygel	911759M05	U.S. DEPARTMENT OF HOUSING AND URBAN DEVELOP	AA+	AAA	Aaa	70,000.00	03/28/2019	08/01/2023	70,000.00	0.00	305.43	4,479.30	74,479.30	74,784.73
STLUCIE-Payden & Rygel	3132A9S68	FH ZS8617	AA+	AAA	Aaa	177,872.78	05/27/2020	08/01/2031	186,266.16	0.00	370.57	(419.34)	186,846.82	186,217.39
STLUCIE-Payden & Rygel	3132A9S68	FH ZS8617	AA+	AAA	Aaa	296,454.64	05/27/2020	08/01/2031	310,443.59	0.00	617.61	(698.89)	309,744.70	310,362.32
STLUCIE-Payden & Rygel	3132A9S68	FH ZS8617	AA+	AAA	Aaa	49,409.11	03/09/2018	08/01/2031						

ST. LUCIE COUNTY BOARD OF COUNTY COMMISSIONERS
 INVESTMENT PORTFOLIO
 AS OF SEPTEMBER 30, 2020

Account	Identifier	Description	S&P Rating	Fitch Rating	Moody's Rating	Current Units	Settle Date	Maturity	Final	Book Value	Interest Due	Accrued Balance	Net Unrealized Gain/Loss	Market Value	Market Value + Accrued
STLUCIE-Payden & Rygel	3137B3NX2	FHMS K-031 A2	AA+	AAA	Aaa	470,000.00	03/10/2020	04/25/2023	0.00	500,773.59	0.00	1,292.50	963.21	501,696.80	502,989.30
STLUCIE-Payden & Rygel	3137BAWB8	FHMS K-033 A2	AA+	AAA	Aaa	480,000.00	03/03/2020	07/25/2023	0.00	503,775.00	0.00	1,224.00	6,695.40	510,470.40	511,694.40
STLUCIE-PPM	3137B5L18	FHMS K-034 A1	AA+	AAA	Aaa	115,845.66	06/18/2018	02/25/2023	0.00	115,252.86	0.00	257.66	3,575.83	118,828.69	119,086.35
STLUCIE-Payden & Rygel	3137B5M6	FHMS K-034 A2	AA+	AAA	Aaa	280,000.00	03/11/2020	07/25/2023	0.00	301,000.00	0.00	823.90	504.00	301,504.00	302,327.90
STLUCIE-Payden & Rygel	3137B7E28	FHMS K-036 A1	AA+	AAA	Aaa	90,989.34	01/10/2019	04/25/2023	0.00	90,562.83	0.00	210.56	3,297.22	93,860.05	94,070.62
STLUCIE-PPM	3137BBBC3	FHMS K-038 A1	AA+	AAA	Aaa	182,539.42	11/26/2018	10/25/2023	0.00	179,943.94	0.00	396.11	6,790.23	186,734.17	187,130.28
STLUCIE-PPM	3137BDCV6	FHMS K-039 A1	AA+	AAA	Aaa	0.00	07/06/2018	12/25/2023	0.00	0.00	0.00	0.00	0.00	0.00	0.00
STLUCIE-PPM	3137BHX00	FHMS K-718 A1	AA+	AAA	Aaa	121,154.27	07/06/2018	09/25/2021	0.00	119,696.63	0.00	239.78	2,564.99	122,261.62	122,501.40
STLUCIE-PPM	3137BLUR7	FHMS K-720 A2	AA+	AAA	Aaa	425,000.00	03/12/2019	06/25/2022	0.00	424,286.13	0.00	961.92	12,826.37	437,112.50	438,074.42
STLUCIE-PPM	3137BSPW7	FHMS K-723 A2	AA+	AAA	Aaa	265,000.00	02/13/2020	08/25/2023	0.00	271,417.97	0.00	541.93	6,296.73	277,714.70	278,256.63
STLUCIE-Payden & Rygel	3137BTTZ4	FHMS K-724 A1	AA+	AAA	Aaa	143,231.77	07/12/2018	03/25/2023	0.00	142,269.44	0.00	331.34	3,960.18	146,229.61	146,560.96
STLUCIE-Payden & Rygel	3137BWWEO	FHMS K-725 AM	AA	AAA	Naa	390,000.00	06/26/2019	02/25/2024	0.00	405,051.56	0.00	1,008.80	15,286.54	420,338.10	421,346.90
STLUCIE-PPM	3137B7E97	FHMS K-728 A1	AA+	AAA	Aaa	377,404.82	07/18/2019	10/25/2023	0.00	381,945.48	0.00	862.06	6,170.09	388,115.57	388,977.63
STLUCIE-PPM	3137FKK39	FHMS K-705 A	AA+	AAA	Aaa	56,557.16	12/17/2018	07/25/2023	0.00	56,586.99	0.00	150.96	2,041.32	58,598.30	58,749.27
STLUCIE-PPM	3137FQ3V3	FHMS K-727 A1	AA+	AAA	Aaa	118,782.90	11/26/2019	07/25/2024	0.00	118,780.05	0.00	207.08	3,687.50	122,467.54	122,674.62
STLUCIE-PPM	3137FUZN7	FHMS K-730 A1	AA+	AAA	Aaa	487,715.87	07/30/2020	01/25/2025	0.00	487,706.61	0.00	213.78	175.09	487,881.70	488,095.48
STLUCIE-PPM	US3137FYA	FHMS K-732 A1	AA+	AAA	Aaa	12,344.06	11/19/2018	05/25/2023	0.00	12,343.73	0.00	35.53	80.69	12,424.42	12,459.95
STLUCIE-PPM	US3137FYA	FHMS K-732 A1	AA+	AAA	Aaa	14,812.87	11/19/2018	05/25/2023	0.00	14,812.47	0.00	42.64	96.83	14,909.30	14,951.14
STLUCIE-PPM	3137AH6C7	FHMS K-015 A2	AA+	AAA	Aaa	399,735.68	11/09/2018	07/25/2021	0.00	398,736.34	0.00	1,075.96	7,738.88	406,475.22	407,551.18
STLUCIE-PPM	3137A1M8F	FHMS 2011-K016 A2	AA+	AAA	Aaa	366,254.10	06/24/2019	10/25/2021	0.00	370,703.51	0.00	905.75	3,146.70	373,850.21	374,755.63
STLUCIE-PPM	3137ASN99	FHMS K-019 A2	AA+	AAA	Aaa	389,661.26	03/13/2019	03/25/2022	0.00	384,516.51	0.00	737.76	14,336.86	398,853.37	399,591.13
STLUCIE-Payden & Rygel	3137ASN99	FHMS K-019 A2	AA+	AAA	Aaa	389,661.26	06/28/2019	03/25/2022	0.00	391,761.78	0.00	737.76	7,091.59	398,853.37	399,591.13
STLUCIE-PPM	3137ATRW4	FHMS K-020 A2	AA+	AAA	Aaa	435,000.00	09/09/2019	05/25/2022	0.00	441,100.20	0.00	860.21	5,370.75	447,331.16	447,331.16
STLUCIE-Payden & Rygel	3137ATRW4	FHMS K-020 A2	AA+	AAA	Aaa	435,000.00	03/11/2020	05/25/2022	0.00	436,021.11	0.00	454.83	(197.01)	236,065.10	236,519.93
STLUCIE-PPM	3137ALPE3	FHMS K-021 A2	AA+	AAA	Aaa	420,000.00	04/02/2019	06/25/2022	0.00	424,037.11	0.00	848.58	13,122.14	437,159.25	438,007.83
STLUCIE-PPM	3137AVXN2	FHMS K-022 A2	AAA	AAA	Aaa	425,000.00	08/19/2019	07/25/2022	0.00	430,179.69	0.00	834.06	7,595.81	437,775.50	438,609.56
STLUCIE-Payden & Rygel	3137AXHP1	FHMS K-024 A2	AA+	AAA	Aaa	340,000.00	06/20/2019	09/25/2022	0.00	343,891.41	0.00	729.02	8,967.39	352,858.80	353,538.82
STLUCIE-PPM	3137AXCE9	FHMS K-025 A2	AA+	AAA	Aaa	425,000.00	06/25/2019	10/25/2022	0.00	432,769.53	0.00	949.88	8,516.47	441,286.00	442,235.88
STLUCIE-PPM	3137B3N95	FHMS K-030 A1	AA+	AAA	Aaa	223,826.35	04/25/2018	09/25/2022	0.00	223,397.94	0.00	518.34	5,059.38	228,457.32	228,975.66
STLUCIE-PPM	3137BUWM6	FHMS K-311 A2	AA+	AAA	Aaa	101,878.83	05/14/2019	01/25/2023	0.00	102,869.76	0.00	248.92	3,868.69	106,738.45	106,987.37
STLUCIE-Payden & Rygel	31396CHB9	FHR 3047 FV	AA+	AAA	Aaa	125,359.98	05/15/2017	01/15/2023	0.00	125,555.85	0.00	25.20	171.43	125,727.28	125,752.49
STLUCIE-PPM	3136AG6A3	FNA 2012-M5 A2	AA+	AAA	Aaa	246,701.18	01/07/2019	02/25/2022	0.00	245,419.49	0.00	558.16	6,329.20	251,748.69	252,306.85
STLUCIE-PPM	3136BPW7	FNA 2013-M1 A2	AA+	AAA	Aaa	239,708.14	09/13/2019	08/25/2022	0.00	241,552.77	0.00	472.35	245,096.78	245,569.13	245,569.13
STLUCIE-PPM	3136AEGQ4	FNA 2013-M7 A2	AA+	AAA	Aaa	196,790.41	09/09/2019	12/25/2022	0.00	199,368.56	0.00	373.90	3,455.44	202,824.01	203,197.91
STLUCIE-Payden & Rygel	3136B1XP4	FNA 2018-M5 A2	AA+	AAA	Aaa	943,969.33	04/30/2018	09/25/2021	0.00	968,858.62	0.00	281.74	9,582.16	958,821.46	966,103.20
STLUCIE-Payden & Rygel	3138LY2H9	FNA A07975	AA+	AAA	Aaa	151,909.33	07/24/2019	06/01/2027	0.00	157,252.05	0.00	384.77	16,373.72	163,989.40	164,370.54
STLUCIE-Payden & Rygel	3138WHHP2	FNA AS7638	AA+	AAA	Aaa	273,252.47	05/19/2020	07/01/2031	0.00	286,125.23	0.00	569.28	(786.80)	285,338.43	285,907.70
STLUCIE-Payden & Rygel	3138WIDM7	FNA AS8207	AA+	AAA	Aaa	205,426.55	09/17/2019	10/01/2031	0.00	208,700.54	0.00	427.97	9,676.10	218,376.64	218,804.61
STLUCIE-Payden & Rygel	3138X0Z35	FNA AU1661	AA+	AAA	Aaa	0.01	08/19/2019	07/01/2028	0.00	0.01	0.00	0.00	0.00	0.01	0.01
STLUCIE-Payden & Rygel	3140FPBK4	FN BE3641	AA+	AAA	Aaa	117,543.18	10/17/2019	03/01/2032	0.00	121,032.74	0.00	293.86	2,482.81	123,515.55	123,809.40
STLUCIE-Payden & Rygel	3140FPBK4	FN BE3641	AA+	AAA	Aaa	37,400.10	10/17/2019	05/01/2032	0.00	38,516.26	0.00	93.50	784.13	39,300.40	39,393.90
STLUCIE-Payden & Rygel	31408TK9	FN BM4153	AA+	AAA	Aaa	228,045.89	02/18/2020	06/01/2033	0.00	236,152.22	0.00	570.11	8,292.45	244,444.67	245,014.79
STLUCIE-Payden & Rygel	31408TK9	FN BM4153	AA+	AAA	Aaa	62,194.34	02/18/2020	06/01/2033	0.00	64,507.19	0.00	155.49	2,159.54	66,666.73	66,822.22
STLUCIE-Payden & Rygel	31409VJ6	FN BM5108	AA+	AAA	Aaa	323,795.38	11/18/2019	02/01/2033	0.00	332,143.24	0.00	809.49	7,459.83	339,603.07	340,412.56
STLUCIE-Payden & Rygel	31409VB4	FN BM5109	AA+	AAA	Aaa	116,406.33	12/17/2019	12/01/2032	0.00	119,662.07	0.00	291.02	2,733.36	122,395.44	122,686.45
STLUCIE-Payden & Rygel	3140K6CH6	FN BO9971	AA+	AAA	Aaa	432,227.98	12/23/2019	08/01/2034	0.00	436,955.48	0.00	900.48	14,930.23	451,885.71	452,786.18
STLUCIE-Payden & Rygel	31418BZ33	FN MA2561	AA+	AAA	Aaa	183,238.70	09/17/2019	03/01/2031	0.00	188,349.34	0.00	458.10	4,307.83	192,657.17	193,115.27
STLUCIE-Payden & Rygel	31418CF18	FN MA2868	AA+	AAA	Aaa	334,137.50	12/17/2019	01/01/2032	0.00	337,374.46	0.00	696.12	12,688.04	350,062.49	350,758.61
STLUCIE-Payden & Rygel	31418CP17	FN MA3124	AA+	AAA	Aaa	212,192.38	01/16/2020	09/01/2032	0.00	215,474.73	0.00	442.07	6,225.99	221,700.72	222,142.79
STLUCIE-Payden & Rygel	31418CP17	FN MA3124	AA+	AAA	Aaa	218,086.60	02/18/2020	09/01/2032	0.00	222,380.19	0.00	454.35	5,478.87	227,859.06	228,313.41
STLUCIE-Payden & Rygel	31418DGG1	FN MA3798	AA+	AAA	Aaa	0.01	09/23/2019	10/01/2034	0.00	0.01	0.00	0.00	0.00	0.01	0.01
STLUCIE-Payden & Rygel	38376US91	GNR 2017-0668 AF	AA+	AAA	Aaa	138,190.61	03/27/2018	05/20/2047	0.00	138,449.71	0.00	58.36	(80.84)	138,368.87	138,427.23
										46,537,766.43	0.00	114,396.29	734,329.25	47,272,095.68	47,386,491.97
US TREASURIES															
STLUCIE-PPM	9128282P4	UNITED STATES TREASURY	AA+	AAA	Aaa	1,325,000.00	06/05/2019	07/31/2022	0.00	1,326,242.19	0.00	4,185.63	41,091.56	1,371,519.38	1,371,519.38
STLUCIE-PPM	9128282S8	UNITED STATES TREASURY	AA+	AAA	Aaa	400,000.00	10/04/2019	08/31/2022	0.00	401,125.00	0.00	556.63	10,327.00	411,452.00	412,008.63
STLUCIE-Sawgrass	9128283Z1	UNITED STATES TREASURY	AA+	AAA	Aaa	850,000.00	03/13/2020	02/28/2025	0.00	939,416.02	0.00	2,001.73	4,517.48	943,933.50	945,935.23
STLUCIE-Sawgrass	9128283Z1	UNITED STATES TREASURY	AA+	AAA	Aaa	500,000.00	03/19/2020	02/28/2025	0.00	502,400.39	0.00	1,295.23	8,380.11	510,780.50	512,075.73
STLUCIE-Sawgrass	912														

ST. LUCIE COUNTY BOARD OF COUNTY COMMISSIONERS
 INVESTMENT PORTFOLIO
 AS OF SEPTEMBER 30, 2020

Account	Identifier	Description	S&P Rating	Fitch Rating	Moody's Rating	Current Units	Settle Date	Maturity	Book Value	Interest Due	Accrued Balance	Net Unrealized Gain/Loss	Market Value	Market Value + Accrued	
STLUCIE-Payden & Rygel	4581XDDP0	INTER-AMERICAN DEVELOPMENT BANK	AAA	NA	Aaa	330,000.00	09/02/2020	07/15/2023	329,475.30	0.00	66.46	(19.80)	329,455.50	329,521.96	
STLUCIE-PPM	459058GH0	INTERNATIONAL BANK FOR RECONSTRUCTION AND D	AAA	NA	Aaa	485,000.00	07/25/2018	07/23/2021	483,865.10	0.00	2,519.31	11,125.90	494,991.00	497,510.31	
STLUCIE-PPM	459058GU1	INTERNATIONAL BANK FOR RECONSTRUCTION AND D	AAA	NA	Aaa	300,000.00	05/29/2019	07/01/2022	298,899.00	0.00	1,593.75	11,022.00	309,921.00	311,514.75	
STLUCIE-Payden & Rygel	459050U04	INTERNATIONAL BANK FOR RECONSTRUCTION AND D	AAA	NA	Aaa	530,000.00	01/28/2020	01/27/2023	530,000.00	0.00	1,648.89	2,199.50	532,199.50	533,848.39	
STLUCIE-Payden & Rygel	45950KCP3	INTERNATIONAL FINANCE CORP	AAA	NA	Aaa	250,000.00	07/31/2018	07/31/2023	248,812.50	0.00	1,218.31	19,562.50	268,375.00	269,593.31	
STLUCIE-Payden & Rygel	45950KCR9	INTERNATIONAL FINANCE CORP	AAA	NA	Aaa	500,000.00	10/16/2019	10/16/2024	498,535.00	0.00	3,151.04	22,090.00	520,625.00	523,776.04	
STLUCIE-PPM	045167EV1	ASIAN DEVELOPMENT BANK	AAA	AAA	Aaa	610,000.00	07/14/2020	07/14/2023	509,148.30	0.00	272.71	1,086.30	510,234.60	510,507.31	
STLUCIE-Payden & Rygel	045167EW9	ASIAN DEVELOPMENT BANK	AAA	AAA	Aaa	610,000.00	09/03/2020	09/03/2025	607,291.60	0.00	177.92	189,276.60	608,084.60	608,262.52	
									10,632,010.10	0.00	28,688.88		10,819,699.00	10,849,975.58	
ASSET BACKED SECURITIES															
STLUCIE-Payden & Rygel	02007MAE0	ALLYA 2018-1 A3	AAA	AAA	NA	130,526.91	08/03/2018	06/15/2022	129,282.83	0.00	136.33	1,917.60	131,200.43	131,336.76	
STLUCIE-Payden & Rygel	02007RAC3	ALLYA 2019-3 A3	AAA	NA	Aaa	80,000.00	09/17/2019	05/15/2024	79,997.74	0.00	68.62	1,575.06	81,641.42	81,641.42	
STLUCIE-Payden & Rygel	03066EAD6	AMCAR 2020-2 A3	AAA	AAA	NA	140,000.00	07/22/2020	12/18/2024	139,976.40	0.00	33.37	517.80	140,494.20	140,521.57	
STLUCIE-Payden & Rygel	03067DAD7	AMCAR 2020-1 A3	AAA	AAA	NA	200,000.00	03/11/2020	08/19/2024	199,982.88	0.00	180.17	2,123.12	202,106.00	202,186.17	
STLUCIE-Payden & Rygel	09661RAE1	BMWOT 2020-A A4	AAA	AAA	NA	190,000.00	07/15/2020	04/26/2027	189,947.16	0.00	196.63	1,137.74	191,084.90	191,104.53	
STLUCIE-Payden & Rygel	12597PAD0	CNH 2020-A A4	AAA	NA	Aaa	160,000.00	05/27/2020	04/15/2027	159,969.54	0.00	107.38	4,931.26	164,900.80	165,008.18	
STLUCIE-Payden & Rygel	14042WAC4	COPAR 2019-1 A3	AAA	AAA	Aaa	310,000.00	05/30/2019	11/15/2023	309,971.64	0.00	156.18	3,207.76	313,179.40	313,335.58	
STLUCIE-Payden & Rygel	14043TAE3	COPAR 2019-2 A3	AAA	AAA	NA	210,000.00	09/18/2019	05/15/2024	209,982.58	0.00	264.53	6,772.32	216,754.90	217,019.43	
STLUCIE-Payden & Rygel	14315EAC4	CARMX 2018-4 A3	AAA	AAA	NA	210,000.00	10/24/2018	09/15/2023	209,998.07	0.00	313.60	5,317.03	215,315.10	215,628.70	
STLUCIE-Payden & Rygel	14315NAC4	CARMX 2019-1 A3	AAA	AAA	NA	350,000.00	01/23/2019	03/15/2024	349,960.42	0.00	474.44	9,251.58	359,212.00	359,686.44	
STLUCIE-Payden & Rygel	14315PAD7	CARMX 2019-3 A3	AAA	AAA	NA	90,000.00	07/30/2019	08/15/2024	89,987.91	0.00	87.20	2,473.59	92,461.50	92,548.70	
STLUCIE-Payden & Rygel	14315XAC2	CARMX 2020-1 A3	AAA	AAA	NA	130,000.00	01/22/2020	12/16/2024	129,974.49	0.00	109.20	3,470.51	133,445.00	133,554.20	
STLUCIE-Payden & Rygel	14316LAC7	CARMX 2019-2 A3	AAA	AAA	NA	300,000.00	04/17/2019	03/15/2024	299,969.34	0.00	357.33	8,313.66	308,283.00	308,640.33	
STLUCIE-Payden & Rygel	26208VAD8	DRIVE 2020-2 A3	AAA	AAA	NA	80,000.00	06/17/2020	05/15/2024	79,996.94	0.00	29.51	362.26	80,359.20	80,388.71	
STLUCIE-Payden & Rygel	34553FAD3	FORDO 2019-A A3	AAA	AAA	Aaa	280,000.00	03/22/2019	09/15/2023	279,932.88	0.00	345.96	6,593.52	286,546.40	286,892.36	
STLUCIE-Payden & Rygel	34553GAE9	FORDO 2020-B A4	AAA	AAA	NA	100,000.00	06/19/2020	11/15/2026	99,997.70	0.00	35.11	1,274.30	101,272.00	101,307.11	
STLUCIE-Payden & Rygel	36256GAE9	GDMT 2018-3 A4	AAA	AAA	Aaa	50,000.00	09/26/2018	07/20/2022	49,993.63	0.00	50.42	287.37	50,281.00	50,331.42	
STLUCIE-Payden & Rygel	36258NAC6	GMCAR 2020-1 A3	AAA	NA	Aaa	250,000.00	01/15/2020	09/16/2024	249,941.13	0.00	191.67	6,136.37	256,077.50	256,269.17	
STLUCIE-Payden & Rygel	36259AD3	GMCAR 2020-3 A4	AAA	AAA	Aaa	140,000.00	08/19/2020	01/16/2026	139,998.52	0.00	33.83	582.48	140,581.00	140,614.83	
STLUCIE-Payden & Rygel	36259PAE6	GDMT 2020-2 A4	AAA	NA	Aaa	100,000.00	06/17/2020	07/22/2024	99,998.75	0.00	30.86	1,307.25	101,291.00	101,321.86	
STLUCIE-Payden & Rygel	43811BAC8	HAROT 2017-2 A3	AAA	NA	Aaa	31,553.23	08/03/2018	08/16/2021	31,119.37	0.00	23.56	467.93	31,587.30	31,618.86	
STLUCIE-Payden & Rygel	43815HAC1	HAROT 2018-3 A3	AAA	AAA	Aaa	215,619.56	08/28/2018	08/22/2022	215,589.97	0.00	176.69	2,858.51	218,448.49	218,625.17	
STLUCIE-Payden & Rygel	47787NAD1	JDOT 2020-B A4	AAA	AAA	Aaa	150,000.00	07/22/2020	06/15/2027	149,953.19	0.00	48.00	1,168.81	151,122.00	151,170.00	
STLUCIE-Payden & Rygel	58769EAD0	MBALT 2020-B A4	AAA	AAA	NA	330,000.00	09/23/2020	06/15/2026	329,956.67	0.00	36.67	43.33	330,000.00	330,036.67	
STLUCIE-Payden & Rygel	58769LAD4	MBALT 2018-B A4	AAA	AAA	NA	340,000.00	11/20/2018	07/15/2024	339,978.04	0.00	500.18	4,666.36	344,644.40	345,144.58	
STLUCIE-Payden & Rygel	58769VAD2	MERCEDES-BENZ AUTO RECEIVABLES TRUST 2020-1	AAA	AAA	Aaa	210,000.00	06/23/2020	10/15/2026	209,994.16	0.00	71.87	2,187.74	212,181.90	212,253.77	
STLUCIE-Payden & Rygel	65478AE9	NALT 2019-B A4	AAA	AAA	Aaa	130,000.00	01/27/2019	04/15/2025	129,970.93	0.00	132.31	2,837.07	132,808.00	132,940.31	
STLUCIE-Payden & Rygel	65479NAE4	NALT 2020-A A4	AAA	NA	Aaa	110,000.00	07/27/2020	04/15/2025	109,995.94	0.00	91.91	2,563.76	112,559.70	112,651.61	
STLUCIE-Payden & Rygel	8028RAD0	SDART 2020-2 A3	AAA	AAA	Aaa	120,000.00	07/22/2020	04/15/2024	119,986.19	0.00	35.73	363.01	120,349.20	120,384.93	
STLUCIE-Payden & Rygel	80285WAD9	SDART 2020-3	AAA	AAA	Aaa	330,000.00	09/23/2020	07/15/2026	329,968.45	0.00	38.13	688.25	330,656.70	330,694.83	
STLUCIE-Payden & Rygel	87166FAE8	SYNT 2019-2 A	AAA	AAA	Aaa	130,000.00	06/24/2019	06/16/2025	129,990.58	0.00	135.20	4,129.12	134,254.90	134,390.80	
STLUCIE-Payden & Rygel	92347YAA2	VZOT 2019-A A1A	AAA	AAA	Aaa	270,000.00	03/11/2019	09/20/2023	269,946.00	0.00	241.73	6,714.90	276,660.90	276,902.63	
STLUCIE-Payden & Rygel	92348AA3	VZOT 2019-C A1A	AAA	AAA	NA	190,000.00	10/08/2019	04/22/2024	189,985.35	0.00	112.63	4,485.35	194,470.70	194,583.33	
STLUCIE-Payden & Rygel	92867XAD8	VWALT 2019-A A3	AAA	AAA	NA	100,000.00	10/04/2019	11/21/2022	99,998.42	0.00	60.81	1,859.58	101,858.00	101,918.81	
STLUCIE-Payden & Rygel	92868JAD8	VALET 2020-1 A3	AAA	AAA	Aaa	540,000.00	05/19/2020	11/20/2024	539,963.12	0.00	161.70	6,833.48	546,798.60	546,960.30	
STLUCIE-Payden & Rygel	98162CAD3	WOLS 2018-B A3	AAA	AAA	Aaa	192,780.29	09/19/2018	12/15/2021	192,764.93	0.00	273.32	1,657.86	194,422.78	194,696.10	
STLUCIE-Payden & Rygel	98163CAF7	WOART 20C A4	AAA	AAA	NA	160,000.00	08/19/2020	10/15/2026	159,979.98	0.00	43.38	962.42	160,942.40	160,985.78	
STLUCIE-Payden & Rygel	98163DAD0	WOSAT 2020-A A3	AAA	AAA	NA	130,000.00	09/16/2020	07/15/2025	129,992.80	0.00	29.79	284.10	130,276.90	130,306.69	
STLUCIE-Payden & Rygel	98163EAD8	WOART 2018-B A3	AAA	AAA	NA	247,701.75	08/01/2018	11/15/2023	247,678.62	0.00	344.58	5,019.28	252,697.90	253,042.48	
STLUCIE-Payden & Rygel	98163MAD0	WOART 2020-A A3	AAA	NA	NA	380,000.00	03/11/2020	04/15/2025	379,915.68	0.00	185.78	5,571.52	385,487.20	385,672.98	
									7,735,593.94	0.00	5,669.29	122,916.96	7,858,510.90	7,864,180.19	
EQUITIES & EXCHANGE TRADED FUNDS															
STLUCIE-Equities Sawgrass	000360206	AAON ORD	NA	NA	NA	60.00	06/02/2020	---	3,266.33	0.00	0.00	348.67	3,615.00	3,615.00	
STLUCIE-Equities Sawgrass	000360206	AXON ORD	NA	NA	NA	40.00	08/28/2020	---	2,335.03	0.00	0.00	74.97	2,410.00	2,410.00	
STLUCIE-Equities Sawgrass	000901003	ADT ORD	NA	NA	NA	176.00	03/31/2020	---	799.39	0.00	0.00	638.53	1,437.92	1,437.92	
STLUCIE-Equities Sawgrass	000901003	ADT ORD	NA	NA	NA	21.00	07/01/2020	---	163.06	0.74	0.00	8.51	171.57	171.57	
STLUCIE-Equities Sawgrass	00164V103	AMC NETWORKS CL A ORD	NA	NA	NA	34.00	02/28/2020	---	1,023.74	0.00	0.00	(183.60)	840.14	840.14	
STLUCIE-Equities Sawgrass	00164V103	AMC NETWORKS CL A ORD	NA	NA	NA	16.00	07/01/2020	---	378.72	0.00	0.00	16.64	395.36	395.36	
STLUCIE-Equities Sawgrass	00164V103	AMC NETWORKS CL A ORD	NA	NA	NA	6.00	09/29/2020	---	144.42	0.00	0.00	3.84	148.26	148.26	
STLUCIE-Equities Sawgrass	001744101	AMN HEALTHCARE ORD	NA	NA	NA	1.00	03/18/2020	---	73.35	0.00	0.00	(14.89)	58.46	58.46	
STLUCIE-Equities Sawgrass	001744101	AMN HEALTHCARE ORD	NA	NA	NA	20.00	03/20/2020	---	1,542.06	0.00	0.00	(372.86)	1,169.20	1,169.20	
STLUCIE-Equities Sawgrass	00187Y100	API GROUP ORD	NA	NA	NA	195.00	09/11/2020	---	2,779.73	0.00	0.00	(4.88)	2,774.85	2,774.85	
STLUCIE-Equities Sawgrass	00206R102	AT&T ORD	NA	NA	NA	217.00	07/22/2016	---	9,287.60	0.00	0.00	(3,100.93)	6		

ST. LUCIE COUNTY BOARD OF COUNTY COMMISSIONERS
 INVESTMENT PORTFOLIO
 AS OF SEPTEMBER 30, 2020

Account	Identifier	Description	S&P Rating	Fitch Rating	Moody's Rating	Current Units	Settle Date	Final Maturity	Book Value	Interest Due	Accrued Balance	Net Unrealized Gain/Loss	Market Value	Market Value + Accrued
STLUCIE-Equities Sawgrass	00206R102	AT&T ORD	NA	NA	NA	600.00	09/16/2019	---	22,944.00	0.00	0.00	(5,838.00)	17,106.00	17,106.00
STLUCIE-Equities Sawgrass	00287Y109	ABBVIE ORD	NA	NA	NA	529.00	02/04/2019	---	42,700.78	0.00	0.00	3,634.33	46,335.11	46,335.11
STLUCIE-Equities Sawgrass	00287Y109	ABBVIE ORD	NA	NA	NA	1,060.00	05/02/2019	---	84,324.06	0.00	0.00	8,521.34	92,845.40	92,845.40
STLUCIE-Equities Sawgrass	00287Y109	ABBVIE ORD	NA	NA	NA	120.00	09/26/2019	---	8,745.86	0.00	0.00	1,764.94	10,510.80	10,510.80
STLUCIE-Equities Sawgrass	00287Y109	ABBVIE ORD	NA	NA	NA	830.00	07/07/2020	---	82,116.88	0.00	0.00	(9,417.18)	72,699.70	72,699.70
STLUCIE-Equities Sawgrass	00287Y109	ABBVIE ORD	NA	NA	NA	360.00	07/17/2020	---	35,877.67	0.00	0.00	(4,345.27)	31,532.40	31,532.40
STLUCIE-Equities Sawgrass	00401C108	ACACIA COMMUNICATIONS ORD	NA	NA	NA	13.00	07/01/2020	---	886.73	0.00	0.00	(10.53)	876.20	876.20
STLUCIE-Equities Sawgrass	00401C108	ACACIA COMMUNICATIONS ORD	NA	NA	NA	9.00	09/29/2020	---	610.70	0.00	0.00	(4.10)	606.60	606.60
STLUCIE-Equities Sawgrass	004225108	ACADIA PHARMACEUTICALS ORD	NA	NA	NA	28.00	07/01/2020	---	1,357.05	0.00	0.00	(202.05)	1,155.00	1,155.00
STLUCIE-Equities Sawgrass	005098108	ACUSHNET HOLDINGS ORD	NA	NA	NA	125.00	11/26/2019	---	3,790.62	0.00	0.00	410.63	4,201.25	4,201.25
STLUCIE-Equities Sawgrass	00653Q102	ADAPTHEALTH CL A ORD	NA	NA	NA	145.00	09/11/2020	---	3,265.08	0.00	0.00	(102.63)	3,162.45	3,162.45
STLUCIE-Equities Sawgrass	006739106	ADDUS HOMECARE ORD	NA	NA	NA	6.00	02/28/2020	---	563.34	0.00	0.00	3.72	567.06	567.06
STLUCIE-Equities Sawgrass	006739106	ADDUS HOMECARE ORD	NA	NA	NA	10.00	06/01/2020	---	982.61	0.00	0.00	(37.51)	945.10	945.10
STLUCIE-Equities Sawgrass	00724F101	ADOBE ORD	NA	NA	NA	15.00	04/30/2020	---	5,047.05	0.00	0.00	2,309.40	7,356.45	7,356.45
STLUCIE-Equities Sawgrass	00724F101	ADOBE ORD	NA	NA	NA	5.00	09/23/2020	---	2,357.18	0.00	0.00	94.97	2,452.15	2,452.15
STLUCIE-Equities Sawgrass	00790X101	ADVANCED DISPOSAL SERVICES ORD	NA	NA	NA	29.00	02/28/2020	---	958.95	0.00	0.00	(82.28)	876.67	876.67
STLUCIE-Equities Sawgrass	00790X101	ADVANCED DISPOSAL SERVICES ORD	NA	NA	NA	16.00	09/29/2020	---	483.44	0.00	0.00	0.24	483.68	483.68
STLUCIE-Equities Sawgrass	00971T101	AKAMAI TECHNOLOGIES ORD	NA	NA	NA	613.00	11/26/2019	---	53,812.70	0.00	0.00	13,948.32	67,761.02	67,761.02
STLUCIE-Equities Sawgrass	00971T101	AKAMAI TECHNOLOGIES ORD	NA	NA	NA	510.00	03/18/2020	---	41,051.89	0.00	0.00	15,323.51	56,375.40	56,375.40
STLUCIE-Equities Sawgrass	00971T101	AKAMAI TECHNOLOGIES ORD	NA	NA	NA	380.00	06/03/2020	---	40,313.14	0.00	0.00	1,692.06	42,005.20	42,005.20
STLUCIE-Equities Sawgrass	00971T101	AKAMAI TECHNOLOGIES ORD	NA	NA	NA	520.00	07/17/2020	---	58,578.62	0.00	0.00	(1,097.82)	57,480.80	57,480.80
STLUCIE-Equities Sawgrass	011642105	ALARMCOM HOLDINGS ORD	NA	NA	NA	40.00	09/25/2020	---	2,242.92	0.00	0.00	(32.92)	2,210.00	2,210.00
STLUCIE-Equities Sawgrass	01973R101	ALLISON TRANSMISSION HOLDINGS ORD	NA	NA	NA	30.00	02/28/2020	---	1,262.55	0.00	0.00	(208.35)	1,054.20	1,054.20
STLUCIE-Equities Sawgrass	01973R101	ALLISON TRANSMISSION HOLDINGS ORD	NA	NA	NA	19.00	03/31/2020	---	617.50	0.00	0.00	50.16	667.66	667.66
STLUCIE-Equities Sawgrass	01973R101	ALLISON TRANSMISSION HOLDINGS ORD	NA	NA	NA	2.00	07/01/2020	---	73.35	0.00	0.00	(3.07)	70.28	70.28
STLUCIE-Equities Sawgrass	01973R101	ALLISON TRANSMISSION HOLDINGS ORD	NA	NA	NA	5.00	09/29/2020	---	170.72	0.00	0.00	4.98	175.70	175.70
STLUCIE-Equities Sawgrass	020002101	ALLSTATE ORD	NA	NA	NA	799.00	05/05/2017	---	65,236.67	431.46	0.00	9,981.19	75,217.86	75,217.86
STLUCIE-Equities Sawgrass	020002101	ALLSTATE ORD	NA	NA	NA	86.00	06/04/2018	---	8,071.96	46.44	0.00	24.08	8,096.04	8,096.04
STLUCIE-Equities Sawgrass	02079K107	ALPHABET CL C ORD	NA	NA	NA	29.00	06/29/2020	---	41,277.92	0.00	0.00	1,340.48	42,618.40	42,618.40
STLUCIE-Equities Sawgrass	02079K107	ALPHABET CL C ORD	NA	NA	NA	5.00	08/26/2020	---	7,958.50	0.00	0.00	(610.50)	7,348.00	7,348.00
STLUCIE-Equities Sawgrass	02079K305	ALPHABET CL A ORD	NA	NA	NA	40.00	03/16/2020	---	44,779.64	0.00	0.00	13,844.36	58,624.00	58,624.00
STLUCIE-Equities Sawgrass	02079K305	ALPHABET CL A ORD	NA	NA	NA	20.00	03/18/2020	---	22,066.87	0.00	0.00	29,312.00	29,312.00	29,312.00
STLUCIE-Equities Sawgrass	023135106	AMAZON COM ORD	NA	NA	NA	24.00	04/08/2020	---	46,474.04	0.00	0.00	7,245.13	53,719.17	53,719.17
STLUCIE-Equities Sawgrass	023436108	AMEDISYS ORD	NA	NA	NA	6.00	02/28/2020	---	1,132.59	0.00	0.00	285.99	1,418.58	1,418.58
STLUCIE-Equities Sawgrass	023436108	AMEDISYS ORD	NA	NA	NA	10.00	03/24/2020	---	1,823.28	0.00	0.00	541.02	2,364.30	2,364.30
STLUCIE-Equities Sawgrass	023436108	AMEDISYS ORD	NA	NA	NA	15.00	04/20/2020	---	3,190.24	0.00	0.00	356.21	3,546.45	3,546.45
STLUCIE-Equities Sawgrass	023436108	AMEDISYS ORD	NA	NA	NA	10.00	05/01/2020	---	1,929.07	0.00	0.00	435.23	2,364.30	2,364.30
STLUCIE-Equities Sawgrass	025816109	AMERICAN EXPRESS ORD	NA	NA	NA	540.00	01/05/2018	---	53,619.68	0.00	0.00	515.32	54,135.00	54,135.00
STLUCIE-Equities Sawgrass	02665T306	AMERICAN HOMES 4 RENT CL A REIT ORD	NA	NA	NA	41.00	07/01/2020	---	1,093.47	0.00	0.00	74.21	1,167.68	1,167.68
STLUCIE-Equities Sawgrass	02913V103	AMERICAN PUBLIC EDUCATION ORD	NA	NA	NA	55.00	08/20/2020	---	1,950.34	0.00	0.00	(399.89)	1,550.45	1,550.45
STLUCIE-Equities Sawgrass	03027X100	AMERICAN TOWER REIT	NA	NA	NA	20.00	06/05/2020	---	5,350.00	22.80	0.00	(515.40)	4,834.60	4,834.60
STLUCIE-Equities Sawgrass	03073E105	AMERISOURCEBERGEN ORD	NA	NA	NA	299.00	06/08/2018	---	25,999.40	0.00	0.00	2,979.68	28,979.08	28,979.08
STLUCIE-Equities Sawgrass	03073E105	AMERISOURCEBERGEN ORD	NA	NA	NA	250.00	07/19/2018	---	21,790.68	0.00	0.00	2,439.32	24,230.00	24,230.00
STLUCIE-Equities Sawgrass	03073E105	AMERISOURCEBERGEN ORD	NA	NA	NA	81.00	09/13/2019	---	7,128.00	0.00	0.00	722.52	7,850.52	7,850.52
STLUCIE-Equities Sawgrass	031162100	AMGEN ORD	NA	NA	NA	207.00	02/04/2019	---	38,703.53	0.00	0.00	13,907.59	52,611.12	52,611.12
STLUCIE-Equities Sawgrass	031162100	AMGEN ORD	NA	NA	NA	480.00	09/04/2019	---	99,661.63	0.00	0.00	22,335.17	121,996.80	121,996.80
STLUCIE-Equities Sawgrass	031162100	AMGEN ORD	NA	NA	NA	60.00	09/26/2019	---	11,844.25	0.00	0.00	3,405.35	15,249.60	15,249.60
STLUCIE-Equities Sawgrass	031162100	AMGEN ORD	NA	NA	NA	220.00	05/21/2020	---	50,421.45	0.00	0.00	5,493.75	55,915.20	55,915.20
STLUCIE-Equities Sawgrass	031162100	AMGEN ORD	NA	NA	NA	290.00	05/22/2020	---	66,268.05	0.00	0.00	7,438.35	73,706.40	73,706.40
STLUCIE-Equities Sawgrass	031162100	AMGEN ORD	NA	NA	NA	150.00	05/28/2020	---	33,758.51	0.00	0.00	4,365.49	38,124.00	38,124.00
STLUCIE-Equities Sawgrass	031162100	AMGEN ORD	NA	NA	NA	140.00	06/18/2020	---	31,635.23	0.00	0.00	3,947.17	35,582.40	35,582.40
STLUCIE-Equities Sawgrass	031652100	AMKOR TECHNOLOGY ORD	NA	NA	NA	73.00	07/08/2020	---	917.61	0.00	0.00	(100.01)	817.60	817.60
STLUCIE-Equities Sawgrass	031652100	AMKOR TECHNOLOGY ORD	NA	NA	NA	35.00	09/29/2020	---	383.44	0.00	0.00	8.56	392.00	392.00
STLUCIE-Equities Sawgrass	037833100	APPLE ORD	NA	NA	NA	1,520.00	03/10/2020	---	107,587.50	0.00	0.00	68,443.70	176,031.20	176,031.20
STLUCIE-Equities Sawgrass	037833100	APPLE ORD	NA	NA	NA	800.00	03/11/2020	---	54,831.00	0.00	0.00	37,817.00	92,648.00	92,648.00
STLUCIE-Equities Sawgrass	037833100	APPLE ORD	NA	NA	NA	20.00	04/30/2020	---	1,406.23	0.00	0.00	909.97	2,316.20	2,316.20
STLUCIE-Equities Sawgrass	03940R107	ARCH RESOURCES CL A ORD	NA	NA	NA	19.00	02/28/2020	---	886.92	0.00	0.00	(79.80)	807.12	807.12
STLUCIE-Equities Sawgrass	03940R107	ARCH RESOURCES CL A ORD	NA	NA	NA	6.00	03/31/2020	---	172.44	0.00	0.00	82.44	254.88	254.88
STLUCIE-Equities Sawgrass	03940R107	ARCH RESOURCES CL A ORD	NA	NA	NA	6.00	07/01/2020	---	181.26	0.00	0.00	73.62	254.88	254.88
STLUCIE-Equities Sawgrass	039653100	ARCOSA ORD	NA	NA	NA	5.00	02/07/2020	---	230.19	0.00	0.00	(9.74)	220.45	220.45
STLUCIE-Equities Sawgrass	039653100	ARCOSA ORD	NA	NA	NA	50.00	02/13/2020	---	2,318.19	0.00	0.00	(113.69)	2,204.50	2,204.50
STLUCIE-Equities Sawgrass	039653100	ARCOSA ORD	NA	NA	NA	70.00	02/18/2020	---	3,356.90	0.00	0.00	(250.60)	3,086.30	3,086.30
STLUCIE-Equities Sawgrass	039653100	ARCOSA ORD	NA	NA	NA	50.00	03/03/2020	---	2,137.03	0.00	0.00	67.47	2,204.50	2,204.50
STLUCIE-Equities Sawgrass	039653100	ARCOSA ORD	NA	NA	NA	40.00	04/03/2020	---	1,468.51	0.00	0.00	295.09	1,763.60	1,763.60
STLUCIE-Equities Sawgrass	039653100	ARCOSA ORD	NA	NA	NA	60.00	04/17/2020	---	2,381.00	0.00	0.00	264.40	2,645.40	2,645.40
STLUCIE-Equities Sawgrass	039653100	ARCOSA ORD	NA	NA	NA	60.00	05/29/2020	---	2,363.09	0.00	0.00	282.31	2,645.40	2,645.40
STLUCIE-Equities Sawgrass	039653100	ARCOSA ORD	NA	NA	NA	30.00	06/05/2020	---	1,234.87	0.00	0.00	87.83	1,322.70	1,322.70

ST. LUCIE COUNTY BOARD OF COUNTY COMMISSIONERS
 INVESTMENT PORTFOLIO
 AS OF SEPTEMBER 30, 2020

S&P Rating	Fitch Rating	Moody's Rating	Current Units	Settle Date	Final Maturity	Book Value	Interest Due	Accrued Balance	Net Unrealized Gain/Loss	Market Value	Market Value + Accrued
NA	NA	NA	30.00	06/22/2020	---	2,056.75	0.00	0.00	147.75	2,204.50	2,204.50
STLUCIE-Equities Sawgrass	039653100	ARCOSA ORD	24.00	02/28/2020	---	1,719.04	0.00	0.00	168.80	1,887.84	1,887.84
STLUCIE-Equities Sawgrass	042735100	ARROW ELECTRONICS ORD	41.00	02/28/2020	---	1,275.72	0.00	0.00	322.88	1,598.59	1,598.59
STLUCIE-Equities Sawgrass	04316A108	ARTISAN PARTNERS ASSET MGMT CL A ORD	10.00	09/13/2019	---	1,024.20	0.00	0.00	(63.93)	974.50	974.50
STLUCIE-Equities Sawgrass	043436104	ASBURY AUTOMOTIVE GROUP ORD	30.00	09/08/2020	---	2,012.93	0.00	0.00	(222.73)	1,949.00	1,949.00
STLUCIE-Equities Sawgrass	043436104	ASBURY AUTOMOTIVE GROUP ORD	53.00	10/16/2019	---	57,681.41	0.00	0.00	4,733.51	62,414.92	62,414.92
STLUCIE-Equities Sawgrass	053332102	AUTOZONE ORD	65.00	02/28/2020	---	1,067.63	0.00	0.00	394.22	1,461.85	1,461.85
STLUCIE-Equities Sawgrass	05352A100	AVANTOR ORD	5.00	09/29/2020	---	110.23	0.00	0.00	112.45	112.45	112.45
STLUCIE-Equities Sawgrass	05352A100	AVANTOR ORD	64.00	02/28/2020	---	2,086.72	0.00	0.00	(432.96)	1,653.76	1,653.76
STLUCIE-Equities Sawgrass	053807103	AVNET ORD	6.00	03/31/2020	---	147.78	0.00	0.00	7.26	155.04	155.04
STLUCIE-Equities Sawgrass	053807103	AVNET ORD	6.00	09/29/2020	---	152.58	0.00	0.00	2.46	155.04	155.04
STLUCIE-Equities Sawgrass	055501101	BIS WHOLESAL CLUB HOLD ORD	34.00	05/01/2020	---	888.08	0.00	0.00	524.62	1,412.70	1,412.70
STLUCIE-Equities Sawgrass	055501101	BIS WHOLESAL CLUB HOLD ORD	3.00	09/29/2020	---	120.41	0.00	0.00	124.65	124.65	124.65
STLUCIE-Equities Sawgrass	059881103	BANDWIDTH CL A ORD	25.00	05/07/2020	---	4,364.71	0.00	0.00	1,927.54	4,364.25	4,364.25
STLUCIE-Equities Sawgrass	059881103	BANDWIDTH CL A ORD	10.00	09/25/2020	---	1,622.57	0.00	0.00	123.13	1,745.70	1,745.70
STLUCIE-Equities Sawgrass	060505104	BANK OF AMERICA ORD	677.00	07/22/2016	---	9,674.33	0.00	0.00	6,634.60	16,308.93	16,308.93
STLUCIE-Equities Sawgrass	060505104	BANK OF AMERICA ORD	1,575.00	12/08/2016	---	34,476.73	0.00	0.00	3,465.00	37,941.73	37,941.73
STLUCIE-Equities Sawgrass	060505104	BANK OF AMERICA ORD	925.00	10/09/2016	---	20,257.32	0.00	0.00	2,025.93	22,283.25	22,283.25
STLUCIE-Equities Sawgrass	084670702	BERKSHIRE HATHWAY CL B ORD	5.00	07/22/2016	---	733.52	0.00	0.00	331.18	1,064.70	1,064.70
STLUCIE-Equities Sawgrass	084670702	BERKSHIRE HATHWAY CL B ORD	200.00	12/08/2016	---	31,988.00	0.00	0.00	10,600.00	42,588.00	42,588.00
STLUCIE-Equities Sawgrass	084670702	BERKSHIRE HATHWAY CL B ORD	100.00	12/09/2016	---	16,029.00	0.00	0.00	5,265.00	21,294.00	21,294.00
STLUCIE-Equities Sawgrass	084670702	BERKSHIRE HATHWAY CL B ORD	30.00	10/29/2018	---	6,100.80	0.00	0.00	287.40	6,388.20	6,388.20
STLUCIE-Equities Sawgrass	084670702	BERKSHIRE HATHWAY CL B ORD	50.00	07/19/2019	---	10,461.00	0.00	0.00	186.00	10,647.00	10,647.00
STLUCIE-Equities Sawgrass	08579W103	BERRY GLOBAL GROUP ORD	121.00	09/23/2020	---	5,808.00	0.00	0.00	38.72	5,846.72	5,846.72
STLUCIE-Equities Sawgrass	09062X103	BOGEN ORD	16.00	06/05/2020	---	4,825.12	0.00	0.00	(286.24)	4,538.88	4,538.88
STLUCIE-Equities Sawgrass	09215C105	BLACK KNIGHT ORD	25.00	02/28/2020	---	1,768.75	0.00	0.00	407.50	2,176.25	2,176.25
STLUCIE-Equities Sawgrass	09215C105	BLACK KNIGHT ORD	2.00	03/31/2020	---	113.20	0.00	0.00	60.90	174.10	174.10
STLUCIE-Equities Sawgrass	09239B109	BLACKLINE ORD	35.00	05/07/2020	---	1,714.58	0.00	0.00	1,422.47	3,137.05	3,137.05
STLUCIE-Equities Sawgrass	09239B109	BLACKLINE ORD	25.00	03/27/2020	---	1,530.34	0.00	0.00	710.41	2,240.75	2,240.75
STLUCIE-Equities Sawgrass	09239B109	BLACKLINE ORD	20.00	06/02/2020	---	1,464.30	0.00	0.00	328.30	1,792.60	1,792.60
STLUCIE-Equities Sawgrass	09239B109	BLACKLINE ORD	10.00	06/25/2020	---	832.18	0.00	0.00	64.12	896.30	896.30
STLUCIE-Equities Sawgrass	09239B109	BLACKLINE ORD	20.00	09/11/2020	---	1,666.65	0.00	0.00	125.95	1,792.60	1,792.60
STLUCIE-Equities Sawgrass	09247X101	BLACKROCK ORD	39.00	07/22/2016	---	13,893.92	0.00	0.00	8,084.53	21,978.45	21,978.45
STLUCIE-Equities Sawgrass	09247X101	BLACKROCK ORD	75.00	12/08/2016	---	28,195.37	0.00	0.00	14,070.88	42,266.25	42,266.25
STLUCIE-Equities Sawgrass	09247X101	BLACKROCK ORD	50.00	12/09/2016	---	18,624.48	0.00	0.00	9,553.02	28,177.50	28,177.50
STLUCIE-Equities Sawgrass	097993400	BOONANZA CREEK ENERGY ORD	59.00	02/28/2020	---	946.69	0.00	0.00	162.51	1,109.20	1,109.20
STLUCIE-Equities Sawgrass	099502106	BOOZ ALLEN HAMILTON HOLDING CL A ORD	16.00	02/28/2020	---	1,145.68	0.00	0.00	182.00	1,327.68	1,327.68
STLUCIE-Equities Sawgrass	099502106	BOOZ ALLEN HAMILTON HOLDING CL A ORD	1.00	03/31/2020	---	68.46	0.00	0.00	14.52	82.98	82.98
STLUCIE-Equities Sawgrass	099502106	BOOZ ALLEN HAMILTON HOLDING CL A ORD	3.00	09/29/2020	---	233.25	0.00	0.00	(4.31)	248.94	248.94
STLUCIE-Equities Sawgrass	11135F101	BROADCOM ORD	40.00	03/18/2020	---	8,282.81	0.00	0.00	6,289.99	14,572.80	14,572.80
STLUCIE-Equities Sawgrass	11135F101	BROADCOM ORD	130.00	03/18/2020	---	25,508.72	0.00	0.00	21,852.88	47,361.60	47,361.60
STLUCIE-Equities Sawgrass	12008R107	BUILDERS FIRSTSOURCE ORD	9.00	03/31/2020	---	119.97	0.00	0.00	173.61	293.58	293.58
STLUCIE-Equities Sawgrass	12008R107	BUILDERS FIRSTSOURCE ORD	121.00	07/01/2020	---	2,478.67	0.00	0.00	1,468.35	3,947.02	3,947.02
STLUCIE-Equities Sawgrass	124805102	CBIZ ORD	47.00	02/28/2020	---	1,244.09	0.00	0.00	(169.20)	1,074.89	1,074.89
STLUCIE-Equities Sawgrass	12504L109	CBRE GROUP CL A ORD	350.00	07/22/2016	---	9,710.86	0.00	0.00	6,728.64	16,439.50	16,439.50
STLUCIE-Equities Sawgrass	12504L109	CBRE GROUP CL A ORD	550.00	12/08/2016	---	16,807.89	0.00	0.00	9,025.61	25,833.50	25,833.50
STLUCIE-Equities Sawgrass	12504L109	CBRE GROUP CL A ORD	300.00	12/09/2016	---	9,207.00	0.00	0.00	4,884.00	14,091.00	14,091.00
STLUCIE-Equities Sawgrass	12504L109	CBRE GROUP CL A ORD	525.00	12/12/2016	---	16,753.70	0.00	0.00	7,905.55	24,659.25	24,659.25
STLUCIE-Equities Sawgrass	126349109	CSG SYSTEMS INTERNATIONAL ORD	29.00	05/08/2020	---	1,422.48	0.00	0.00	(234.93)	1,187.55	1,187.55
STLUCIE-Equities Sawgrass	126349109	CSG SYSTEMS INTERNATIONAL ORD	3.00	09/29/2020	---	121.97	0.00	0.00	0.88	122.85	122.85
STLUCIE-Equities Sawgrass	126402106	CSW INDUSTRIALS ORD	35.00	09/20/2019	---	2,452.80	0.00	0.00	250.95	2,703.75	2,703.75
STLUCIE-Equities Sawgrass	126650100	CVS HEALTH ORD	135.00	01/09/2017	---	10,830.01	0.00	0.00	(2,946.01)	7,884.00	7,884.00
STLUCIE-Equities Sawgrass	126650100	CVS HEALTH ORD	325.00	01/05/2018	---	23,905.86	0.00	0.00	(4,925.86)	18,980.00	18,980.00
STLUCIE-Equities Sawgrass	126650100	CVS HEALTH ORD	225.00	04/18/2019	---	12,094.25	0.00	0.00	1,045.75	13,140.00	13,140.00
STLUCIE-Equities Sawgrass	126650100	CVS HEALTH ORD	475.00	07/19/2019	---	26,829.85	0.00	0.00	9,101.15	27,740.00	27,740.00
STLUCIE-Equities Sawgrass	127190304	CACI INTERNATIONAL CL A ORD	10.00	02/26/2020	---	2,684.03	0.00	0.00	(552.43)	2,131.60	2,131.60
STLUCIE-Equities Sawgrass	127190304	CACI INTERNATIONAL CL A ORD	8.00	02/28/2020	---	2,074.72	0.00	0.00	(369.44)	1,705.28	1,705.28
STLUCIE-Equities Sawgrass	127190304	CACI INTERNATIONAL CL A ORD	10.00	03/18/2020	---	1,971.98	0.00	0.00	159.62	2,131.60	2,131.60
STLUCIE-Equities Sawgrass	127190304	CACI INTERNATIONAL CL A ORD	10.00	06/22/2020	---	2,406.29	0.00	0.00	(274.69)	2,131.60	2,131.60
STLUCIE-Equities Sawgrass	127203107	CACTUS CL A ORD	46.00	07/01/2020	---	923.65	0.00	0.00	(40.91)	882.74	882.74
STLUCIE-Equities Sawgrass	127203107	CACTUS CL A ORD	7.00	09/29/2020	---	126.32	0.00	0.00	8.01	134.33	134.33
STLUCIE-Equities Sawgrass	127387108	CADENCE DESIGN SYSTEMS ORD	71.00	07/28/2020	---	7,284.00	0.00	0.00	286.13	7,570.73	7,570.73
STLUCIE-Equities Sawgrass	127387108	CADENCE DESIGN SYSTEMS ORD	25.00	09/23/2020	---	2,545.01	0.00	0.00	120.74	2,665.75	2,665.75
STLUCIE-Equities Sawgrass	133131102	CAMDEN PROPERTY REIT ORD	12.00	07/01/2020	---	1,067.64	0.00	0.00	0.12	1,067.76	1,067.76
STLUCIE-Equities Sawgrass	14448C104	CARRIER GLOBAL ORD	175.00	07/22/2016	---	3,080.90	0.00	0.00	2,263.60	5,344.50	5,344.50
STLUCIE-Equities Sawgrass	14448C104	CARRIER GLOBAL ORD	175.00	12/08/2016	---	3,146.74	0.00	0.00	2,197.76	5,344.50	5,344.50

ST. LUCIE COUNTY BOARD OF COUNTY COMMISSIONERS
INVESTMENT PORTFOLIO
AS OF SEPTEMBER 30, 2020

Account	Identifier	Description	S&P Rating	Fitch Rating	Moody's Rating	Current Units	Settle Date	Final Maturity	Book Value	Interest Due	Accrued Balance	Net Unrealized Gain/Loss	Market Value	Market Value + Accrued
STLUCIE-Equities Sawgrass	14448C104	CARRIER GLOBAL ORD	NA	NA	NA	100.00	12/09/2016	---	1,790.81	0.00	0.00	1,263.19	3,054.00	3,054.00
STLUCIE-Equities Sawgrass	14448C104	CARRIER GLOBAL ORD	NA	NA	NA	767.00	06/29/2020	---	16,685.39	0.00	0.00	6,738.79	23,424.18	23,424.18
STLUCIE-Equities Sawgrass	14448C104	CARRIER GLOBAL ORD	NA	NA	NA	605.00	07/20/2020	---	16,043.81	0.00	0.00	2,432.89	18,476.70	18,476.70
STLUCIE-Equities Sawgrass	147448104	CASELLA WASTE CL A ORD	NA	NA	NA	80.00	06/02/2020	---	4,074.37	0.00	0.00	393.63	4,468.00	4,468.00
STLUCIE-Equities Sawgrass	147528103	CASEYS GENERAL STORES ORD	NA	NA	NA	10.00	03/12/2020	---	1,697.85	0.00	0.00	78.65	1,776.50	1,776.50
STLUCIE-Equities Sawgrass	147528103	CASEYS GENERAL STORES ORD	NA	NA	NA	10.00	03/20/2020	---	1,650.00	0.00	0.00	126.50	1,776.50	1,776.50
STLUCIE-Equities Sawgrass	153527205	CENTRAL GARDEN AND PET CL A ORD	NA	NA	NA	75.00	07/21/2020	---	2,560.58	0.00	0.00	149.92	2,710.50	2,710.50
STLUCIE-Equities Sawgrass	153527205	CENTRAL GARDEN AND PET CL A ORD	NA	NA	NA	55.00	08/20/2020	---	2,103.50	0.00	0.00	(115.80)	1,987.70	1,987.70
STLUCIE-Equities Sawgrass	153527205	CENTRAL GARDEN AND PET CL A ORD	NA	NA	NA	60.00	08/28/2020	---	2,297.15	0.00	0.00	(128.75)	2,168.40	2,168.40
STLUCIE-Equities Sawgrass	153527205	CENTRAL GARDEN AND PET CL A ORD	NA	NA	NA	80.00	09/08/2020	---	2,949.94	0.00	0.00	(58.74)	2,891.20	2,891.20
STLUCIE-Equities Sawgrass	156782104	CERNER ORD	NA	NA	NA	815.00	02/19/2020	---	62,611.07	146.70	0.00	(3,694.72)	58,916.35	58,916.35
STLUCIE-Equities Sawgrass	156782104	CERNER ORD	NA	NA	NA	470.00	03/10/2020	---	34,027.91	84.60	0.00	(51.61)	33,976.30	33,976.30
STLUCIE-Equities Sawgrass	156782104	CERNER ORD	NA	NA	NA	580.00	04/23/2020	---	39,463.20	104.40	0.00	2,465.00	41,928.20	41,928.20
STLUCIE-Equities Sawgrass	159864107	CHRLS RIVER LABS ORD	NA	NA	NA	8.00	02/06/2020	---	1,338.66	0.00	0.00	472.94	1,811.60	1,811.60
STLUCIE-Equities Sawgrass	159864107	CHRLS RIVER LABS ORD	NA	NA	NA	20.00	03/03/2020	---	3,088.73	0.00	0.00	1,440.27	4,529.00	4,529.00
STLUCIE-Equities Sawgrass	159864107	CHRLS RIVER LABS ORD	NA	NA	NA	10.00	03/05/2020	---	1,608.70	0.00	0.00	655.80	2,264.50	2,264.50
STLUCIE-Equities Sawgrass	159864107	CHRLS RIVER LABS ORD	NA	NA	NA	20.00	03/12/2020	---	2,856.59	0.00	0.00	1,672.41	4,529.00	4,529.00
STLUCIE-Equities Sawgrass	163592109	CHEGG ORD	NA	NA	NA	110.00	05/07/2020	---	6,066.80	0.00	0.00	1,791.60	7,858.40	7,858.40
STLUCIE-Equities Sawgrass	163592109	CHEGG ORD	NA	NA	NA	7.00	11/09/2018	---	2,254.71	0.00	0.00	1,107.74	3,362.45	3,362.45
STLUCIE-Equities Sawgrass	16359R103	CHEMED ORD	NA	NA	NA	6.00	02/28/2020	---	2,714.50	0.00	0.00	167.60	2,882.10	2,882.10
STLUCIE-Equities Sawgrass	16359R103	CHEMED ORD	NA	NA	NA	10.00	07/21/2020	---	4,798.37	0.00	0.00	5.13	4,803.50	4,803.50
STLUCIE-Equities Sawgrass	16359R103	CHEMED ORD	NA	NA	NA	10.00	09/18/2020	---	4,939.96	0.00	0.00	(136.46)	4,803.50	4,803.50
STLUCIE-Equities Sawgrass	16411R208	CHENIERE ENERGY ORD	NA	NA	NA	94.00	09/23/2020	---	4,683.08	0.00	0.00	(333.70)	4,349.38	4,349.38
STLUCIE-Equities Sawgrass	166764100	CHEVRON ORD	NA	NA	NA	67.00	07/22/2016	---	7,097.34	0.00	0.00	(2,273.34)	4,824.00	4,824.00
STLUCIE-Equities Sawgrass	166764100	CHEVRON ORD	NA	NA	NA	200.00	12/08/2016	---	22,742.00	0.00	0.00	(8,342.00)	14,400.00	14,400.00
STLUCIE-Equities Sawgrass	166764100	CHEVRON ORD	NA	NA	NA	100.00	12/09/2016	---	11,247.00	0.00	0.00	(4,047.00)	7,200.00	7,200.00
STLUCIE-Equities Sawgrass	166764100	CHEVRON ORD	NA	NA	NA	100.00	06/11/2018	---	12,697.00	0.00	0.00	(5,497.00)	7,200.00	7,200.00
STLUCIE-Equities Sawgrass	17275R102	CISCO SYSTEMS ORD	NA	NA	NA	225.00	07/22/2016	---	6,718.14	0.00	0.00	2,144.61	8,862.75	8,862.75
STLUCIE-Equities Sawgrass	17275R102	CISCO SYSTEMS ORD	NA	NA	NA	725.00	12/08/2016	---	21,460.00	0.00	0.00	7,097.75	28,557.75	28,557.75
STLUCIE-Equities Sawgrass	17275R102	CISCO SYSTEMS ORD	NA	NA	NA	400.00	12/09/2016	---	11,796.00	0.00	0.00	3,960.00	15,756.00	15,756.00
STLUCIE-Equities Sawgrass	17275R102	CISCO SYSTEMS ORD	NA	NA	NA	150.00	02/28/2019	---	7,708.50	0.00	0.00	(8,800.00)	5,908.50	5,908.50
STLUCIE-Equities Sawgrass	17275R102	CISCO SYSTEMS ORD	NA	NA	NA	2,480.00	03/20/2020	---	88,087.86	0.00	0.00	9,599.34	97,687.20	97,687.20
STLUCIE-Equities Sawgrass	17275R102	CISCO SYSTEMS ORD	NA	NA	NA	1,490.00	04/08/2020	---	59,647.08	0.00	0.00	(955.98)	58,691.10	58,691.10
STLUCIE-Equities Sawgrass	17275R102	CISCO SYSTEMS ORD	NA	NA	NA	930.00	04/23/2020	---	37,999.71	0.00	0.00	(1,367.01)	36,632.70	36,632.70
STLUCIE-Equities Sawgrass	17275R102	CISCO SYSTEMS ORD	NA	NA	NA	770.00	06/03/2020	---	35,947.84	0.00	0.00	(5,617.54)	30,330.30	30,330.30
STLUCIE-Equities Sawgrass	17376100	CITRIX SYSTEMS ORD	NA	NA	NA	59,331.80	10/30/2019	---	59,331.80	0.00	0.00	17,510.38	76,842.18	76,842.18
STLUCIE-Equities Sawgrass	17376100	CITRIX SYSTEMS ORD	NA	NA	NA	390.00	03/18/2020	---	42,544.44	0.00	0.00	11,162.46	53,706.90	53,706.90
STLUCIE-Equities Sawgrass	17376100	CITRIX SYSTEMS ORD	NA	NA	NA	30.00	04/30/2020	---	4,262.10	0.00	0.00	(130.80)	4,131.30	4,131.30
STLUCIE-Equities Sawgrass	17376100	CITRIX SYSTEMS ORD	NA	NA	NA	330.00	06/26/2020	---	47,045.82	0.00	0.00	(1,601.52)	45,444.30	45,444.30
STLUCIE-Equities Sawgrass	17376100	CITRIX SYSTEMS ORD	NA	NA	NA	130.00	07/07/2020	---	19,592.95	0.00	0.00	(1,690.65)	17,902.30	17,902.30
STLUCIE-Equities Sawgrass	17376100	CITRIX SYSTEMS ORD	NA	NA	NA	260.00	07/27/2020	---	40,370.23	0.00	0.00	(4,565.63)	35,804.60	35,804.60
STLUCIE-Equities Sawgrass	189054109	CLOROX ORD	NA	NA	NA	31.00	03/12/2020	---	5,273.72	0.00	0.00	1,241.55	6,515.27	6,515.27
STLUCIE-Equities Sawgrass	189054109	CLOROX ORD	NA	NA	NA	660.00	07/07/2020	---	147,635.80	0.00	0.00	(8,923.60)	138,712.20	138,712.20
STLUCIE-Equities Sawgrass	189054109	CLOROX ORD	NA	NA	NA	330.00	07/17/2020	---	74,507.66	0.00	0.00	(5,151.56)	69,356.10	69,356.10
STLUCIE-Equities Sawgrass	19247A100	COHEN & STEERS ORD	NA	NA	NA	19.00	02/28/2020	---	1,373.89	0.00	0.00	(314.83)	1,059.06	1,059.06
STLUCIE-Equities Sawgrass	194591104	COLLEGIUM PHARMACEUTICAL ORD	NA	NA	NA	170.00	02/26/2020	---	3,992.35	0.00	0.00	(452.95)	3,539.40	3,539.40
STLUCIE-Equities Sawgrass	194591104	COLLEGIUM PHARMACEUTICAL ORD	NA	NA	NA	170.00	03/03/2020	---	4,052.10	0.00	0.00	(512.70)	3,539.40	3,539.40
STLUCIE-Equities Sawgrass	194591104	COLLEGIUM PHARMACEUTICAL ORD	NA	NA	NA	130.00	03/05/2020	---	2,905.06	0.00	0.00	(198.46)	2,706.60	2,706.60
STLUCIE-Equities Sawgrass	194591104	COLLEGIUM PHARMACEUTICAL ORD	NA	NA	NA	110.00	03/16/2020	---	1,708.55	0.00	0.00	581.65	2,290.20	2,290.20
STLUCIE-Equities Sawgrass	194591104	COLLEGIUM PHARMACEUTICAL ORD	NA	NA	NA	10.00	03/18/2020	---	1,728.75	0.00	0.00	561.45	2,290.20	2,290.20
STLUCIE-Equities Sawgrass	194591104	COLLEGIUM PHARMACEUTICAL ORD	NA	NA	NA	130.00	04/03/2020	---	2,128.85	0.00	0.00	577.75	2,706.60	2,706.60
STLUCIE-Equities Sawgrass	20030N101	COMCAST CL A ORD	NA	NA	NA	1,475.00	11/18/2019	---	67,132.27	0.00	0.00	1,101.23	68,233.50	68,233.50
STLUCIE-Equities Sawgrass	201723103	COMMERCIAL METALS ORD	NA	NA	NA	47.00	09/29/2020	---	957.63	0.00	0.00	(18.57)	939.06	939.06
STLUCIE-Equities Sawgrass	206306103	COMPUTER PROGRAMS AND SYSTEMS ORD	NA	NA	NA	80.00	09/11/2020	---	2,216.40	0.00	0.00	(7.60)	2,208.80	2,208.80
STLUCIE-Equities Sawgrass	20825C104	CONOCOPHILLIPS ORD	NA	NA	NA	850.00	06/11/2018	---	58,853.57	0.00	0.00	(30,939.57)	27,914.00	27,914.00
STLUCIE-Equities Sawgrass	21044C107	CONSTRUCTION PARTNERS CL A ORD	NA	NA	NA	55.00	08/20/2020	---	1,103.03	0.00	0.00	(102.03)	1,001.00	1,001.00
STLUCIE-Equities Sawgrass	218352102	CORCEPT THERAPEUTICS ORD	NA	NA	NA	90.00	07/09/2020	---	1,504.59	0.00	0.00	61.86	1,566.45	1,566.45
STLUCIE-Equities Sawgrass	218352102	CORCEPT THERAPEUTICS ORD	NA	NA	NA	160.00	07/21/2020	---	2,638.80	0.00	0.00	146.00	2,784.80	2,784.80
STLUCIE-Equities Sawgrass	21871N101	CORECIVIC REIT ORD	NA	NA	NA	215.00	07/01/2020	---	2,002.47	0.00	0.00	(282.47)	1,720.00	1,720.00
STLUCIE-Equities Sawgrass	21871N101	CORECIVIC REIT ORD	NA	NA	NA	16.00	09/29/2020	---	130.00	0.00	0.00	(2.00)	128.00	128.00
STLUCIE-Equities Sawgrass	22002T108	CORPORATE OFFICE PROP REIT ORD	NA	NA	NA	52.00	07/01/2020	---	1,304.16	14.30	0.00	(70.72)	1,233.44	1,233.44
STLUCIE-Equities Sawgrass	22052L104	CORTEVA ORD	NA	NA	NA	83.33	12/09/2016	---	2,751.81	0.00	0.00	(350.97)	2,400.83	2,400.83
STLUCIE-Equities Sawgrass	22052L104	CORTEVA ORD	NA	NA	NA	222.67	07/22/2016	---	6,924.87	0.00	0.00	(509.85)	6,415.03	6,415.03
STLUCIE-Equities Sawgrass	22052L104	CORTEVA ORD	NA	NA	NA	150.00	12/08/2016	---	4,996.92	0.00	0.00	(675.42)	4,321.50	4,321.50
STLUCIE-Equities Sawgrass	221006109	CORVEL ORD	NA	NA	NA	22.00	02/28/2020	---	1,638.03	0.00	0.00	241.43	1,879.46	1,879.46
STLUCIE-Equities Sawgrass	221006109	CORVEL ORD	NA	NA	NA	1.00	09/29/2020	---	83.42	0.00	0.00	2.01	85.43	85.43

ST. LUCIE COUNTY BOARD OF COUNTY COMMISSIONERS
 INVESTMENT PORTFOLIO
 AS OF SEPTEMBER 30, 2020

S&P Rating	Fitch Rating	Moody's Rating	Current Units	Settle Date	Final Maturity	Book Value	Interest Due	Accrued Balance	Net Unrealized Gain/Loss	Market Value	Market Value + Accrued
NA	NA	NA	17.00	04/30/2020	---	5,220.18	0.00	0.00	804.82	6,035.00	6,035.00
STLUCIE-Equities Sawgrass	22160K105	COSTCO WHOLESAL	450.00	05/22/2020	---	137,120.45	0.00	0.00	22,629.55	159,750.00	159,750.00
STLUCIE-Equities Sawgrass	22160K105	COSTCO WHOLESAL	170.00	05/28/2020	---	51,944.25	0.00	0.00	8,405.75	60,350.00	60,350.00
STLUCIE-Equities Sawgrass	22160K105	COSTCO WHOLESAL	180.00	06/02/2020	---	34,727.81	0.00	0.00	9,172.19	43,900.00	43,900.00
STLUCIE-Equities Sawgrass	22160K105	COSTCO WHOLESAL	100.00	06/18/2020	---	50,058.20	0.00	0.00	5,441.80	55,500.00	55,500.00
STLUCIE-Equities Sawgrass	22160K105	COSTCO WHOLESAL	8.00	07/28/2020	---	2,610.20	0.00	0.00	229.80	2,840.00	2,840.00
STLUCIE-Equities Sawgrass	224633206	CRAWFORD CL A	144.00	02/28/2020	---	1,140.48	0.00	0.00	(198.72)	941.76	941.76
STLUCIE-Equities Sawgrass	228368106	CROWN HOLDINGS	1,072.00	07/11/2018	---	49,159.24	0.00	0.00	33,234.68	82,393.92	82,393.92
STLUCIE-Equities Sawgrass	233851102	DANAHER ORD	28.00	06/05/2020	---	4,728.36	2.16	0.00	1,300.88	6,029.24	6,029.24
STLUCIE-Equities Sawgrass	233851102	DANAHER ORD	12.00	07/28/2020	---	2,340.96	5.04	0.00	2,583.96	2,583.96	2,583.96
STLUCIE-Equities Sawgrass	243537107	DECKERS OUTDOOR	10.00	09/25/2020	---	2,228.09	0.00	0.00	(27.99)	2,200.10	2,200.10
STLUCIE-Equities Sawgrass	254687106	WALT DISNEY ORD	80.00	10/29/2018	---	9,166.40	0.00	0.00	760.00	9,926.40	9,926.40
STLUCIE-Equities Sawgrass	254687106	WALT DISNEY ORD	420.00	03/29/2019	---	46,324.95	0.00	0.00	5,788.65	52,113.60	52,113.60
STLUCIE-Equities Sawgrass	254687106	WALT DISNEY ORD	90.00	09/26/2019	---	11,909.01	0.00	0.00	(741.81)	11,167.20	11,167.20
STLUCIE-Equities Sawgrass	25746J109	DOMINION ENERGY	300.00	04/16/2020	---	24,475.50	0.00	0.00	(796.50)	23,679.00	23,679.00
STLUCIE-Equities Sawgrass	25754A201	DOMINOS PIZZA ORD	11.00	06/05/2020	---	4,279.33	0.00	0.00	398.75	4,678.08	4,678.08
STLUCIE-Equities Sawgrass	25754A201	DOMINOS PIZZA ORD	8.00	07/28/2020	---	3,086.64	0.00	0.00	315.60	3,402.24	3,402.24
STLUCIE-Equities Sawgrass	257701201	DONEGAL GROUP CL A	66.00	02/28/2020	---	979.39	0.00	0.00	(50.77)	928.62	928.62
STLUCIE-Equities Sawgrass	257701201	DONEGAL GROUP CL A	8.00	09/29/2020	---	110.72	0.00	0.00	112.56	112.56	112.56
STLUCIE-Equities Sawgrass	258278100	DORMAN PRODUCTS	25.00	08/20/2020	---	2,106.03	0.00	0.00	153.47	2,259.50	2,259.50
STLUCIE-Equities Sawgrass	260557103	DOW ORD	799.00	11/12/2019	---	44,182.84	0.00	0.00	(6,590.04)	37,592.79	37,592.79
STLUCIE-Equities Sawgrass	260557103	DOW ORD	520.00	06/29/2020	---	19,817.20	0.00	0.00	4,648.80	24,466.00	24,466.00
STLUCIE-Equities Sawgrass	278865100	ECOLAB ORD	48.00	11/01/2019	---	9,343.55	22.56	0.00	248.77	9,592.32	9,592.32
STLUCIE-Equities Sawgrass	278865100	ECOLAB ORD	290.00	04/23/2020	---	49,580.26	136.30	0.00	8,373.34	57,953.60	57,953.60
STLUCIE-Equities Sawgrass	28225C806	EGAIN ORD	135.00	09/11/2020	---	1,783.71	0.00	0.00	129.24	1,912.95	1,912.95
STLUCIE-Equities Sawgrass	28225C806	EGAIN ORD	135.00	09/25/2020	---	1,821.74	0.00	0.00	91.21	1,912.95	1,912.95
STLUCIE-Equities Sawgrass	29089Q105	EMERGENCY BIOSOLUTIONS	32.00	03/03/2020	---	1,836.85	0.00	0.00	1,469.71	3,306.56	3,306.56
STLUCIE-Equities Sawgrass	29089Q105	EMERGENCY BIOSOLUTIONS	40.00	03/05/2020	---	2,249.60	0.00	0.00	1,883.60	4,133.20	4,133.20
STLUCIE-Equities Sawgrass	29089Q105	EMERGENCY BIOSOLUTIONS	50.00	03/12/2020	---	2,719.07	0.00	0.00	2,447.43	5,166.50	5,166.50
STLUCIE-Equities Sawgrass	29089Q105	EMERGENCY BIOSOLUTIONS	30.00	03/16/2020	---	1,580.06	0.00	0.00	1,519.84	3,099.90	3,099.90
STLUCIE-Equities Sawgrass	29089Q105	EMERGENCY BIOSOLUTIONS	25.00	07/21/2020	---	2,615.75	0.00	0.00	2,583.25	5,199.00	5,199.00
STLUCIE-Equities Sawgrass	29089Q105	EMERGENCY BIOSOLUTIONS	10.00	09/11/2020	---	1,064.83	0.00	0.00	1,033.30	2,098.13	2,098.13
STLUCIE-Equities Sawgrass	29261A100	ENCOMPASS HEALTH	19.00	02/28/2020	---	1,472.31	5.32	0.00	(237.69)	1,234.62	1,234.62
STLUCIE-Equities Sawgrass	293389102	ENNIS ORD	84.00	02/28/2020	---	1,804.32	0.00	0.00	(339.36)	1,464.96	1,464.96
STLUCIE-Equities Sawgrass	293389102	ENNIS ORD	11.00	09/29/2020	---	188.95	0.00	0.00	2.89	191.84	191.84
STLUCIE-Equities Sawgrass	29355A107	ENPHASE ENERGY	80.00	06/25/2020	---	3,653.11	0.00	0.00	2,954.09	6,607.20	6,607.20
STLUCIE-Equities Sawgrass	29355A107	ENPHASE ENERGY	21.00	07/01/2020	---	980.75	0.00	0.00	748.65	1,734.39	1,734.39
STLUCIE-Equities Sawgrass	29355A107	ENPHASE ENERGY	35.00	07/21/2020	---	2,085.74	0.00	0.00	809.90	2,895.65	2,895.65
STLUCIE-Equities Sawgrass	29355A107	ENPHASE ENERGY	30.00	08/28/2020	---	2,260.38	0.00	0.00	217.32	2,477.70	2,477.70
STLUCIE-Equities Sawgrass	29355A107	ENPHASE ENERGY	40.00	09/18/2020	---	3,021.26	0.00	0.00	282.34	3,303.60	3,303.60
STLUCIE-Equities Sawgrass	29358F101	ENSGN GROUP ORD	40.00	09/25/2020	---	2,218.24	2.00	0.00	64.16	2,282.40	2,282.40
STLUCIE-Equities Sawgrass	29977A105	EVERCORE CL A	19.00	02/28/2020	---	1,351.45	0.00	0.00	(107.71)	1,243.74	1,243.74
STLUCIE-Equities Sawgrass	30161Q104	EXELIXIS ORD	65.00	03/31/2020	---	1,110.77	0.00	0.00	478.48	1,589.25	1,589.25
STLUCIE-Equities Sawgrass	30161Q104	EXELIXIS ORD	7.00	07/01/2020	---	160.62	0.00	0.00	10.53	171.15	171.15
STLUCIE-Equities Sawgrass	30212W100	EXP WORLD HOLDINGS	89.00	02/28/2020	---	973.66	0.00	0.00	2,616.60	3,590.26	3,590.26
STLUCIE-Equities Sawgrass	30214U102	EXPONENT ORD	20.00	12/03/2018	---	1,023.10	0.00	0.00	417.50	1,440.60	1,440.60
STLUCIE-Equities Sawgrass	30214U102	EXPONENT ORD	40.00	03/26/2019	---	2,284.03	0.00	0.00	597.17	2,881.20	2,881.20
STLUCIE-Equities Sawgrass	30214U102	EXPONENT ORD	20.00	05/01/2020	---	1,417.57	0.00	0.00	23.03	1,440.60	1,440.60
STLUCIE-Equities Sawgrass	30231G102	EXXON MOBIL ORD	65.00	07/22/2016	---	6,144.37	0.00	0.00	(3,912.92)	2,231.45	2,231.45
STLUCIE-Equities Sawgrass	30231G102	EXXON MOBIL ORD	300.00	12/08/2016	---	26,266.50	0.00	0.00	(15,967.50)	10,299.00	10,299.00
STLUCIE-Equities Sawgrass	30231G102	EXXON MOBIL ORD	175.00	12/09/2016	---	15,206.50	0.00	0.00	(9,198.75)	6,007.75	6,007.75
STLUCIE-Equities Sawgrass	30231G102	EXXON MOBIL ORD	200.00	01/05/2018	---	17,308.26	0.00	0.00	(10,442.26)	6,866.00	6,866.00
STLUCIE-Equities Sawgrass	30231G102	EXXON MOBIL ORD	125.00	06/11/2018	---	10,368.84	0.00	0.00	(6,077.59)	4,291.25	4,291.25
STLUCIE-Equities Sawgrass	30231G102	EXXON MOBIL ORD	80.00	10/12/2018	---	6,791.12	0.00	0.00	(4,044.72)	2,746.40	2,746.40
STLUCIE-Equities Sawgrass	30231G102	EXXON MOBIL ORD	50.00	10/29/2018	---	3,952.50	0.00	0.00	(2,236.00)	1,716.50	1,716.50
STLUCIE-Equities Sawgrass	30303M102	FACEBOOK CL A	17.00	05/14/2019	---	3,158.77	0.00	0.00	1,293.53	4,452.30	4,452.30
STLUCIE-Equities Sawgrass	30303M102	FACEBOOK CL A	3.00	06/05/2020	---	691.02	0.00	0.00	94.68	785.70	785.70
STLUCIE-Equities Sawgrass	303075105	FACTSET RESEARCH SYSTEMS	9.00	02/28/2020	---	2,618.60	0.00	0.00	395.33	3,013.92	3,013.92
STLUCIE-Equities Sawgrass	303075105	FACTSET RESEARCH SYSTEMS	14.00	04/30/2020	---	3,891.22	0.00	0.00	797.10	4,688.32	4,688.32
STLUCIE-Equities Sawgrass	303250104	FAIR ISAAC ORD	5.00	02/28/2020	---	1,953.35	0.00	0.00	173.55	2,126.90	2,126.90
STLUCIE-Equities Sawgrass	311900104	FASSTENAL ORD	109.00	07/28/2020	---	5,007.42	0.00	0.00	(92.61)	4,914.81	4,914.81
STLUCIE-Equities Sawgrass	314211103	FEDERATED HERMES CL B	30.00	12/02/2019	---	1,013.93	0.00	0.00	(368.63)	645.30	645.30
STLUCIE-Equities Sawgrass	314211103	FEDERATED HERMES CL B	120.00	12/10/2019	---	4,089.37	0.00	0.00	(1,508.17)	2,581.20	2,581.20
STLUCIE-Equities Sawgrass	314211103	FEDERATED HERMES CL B	100.00	02/18/2020	---	3,669.50	0.00	0.00	(1,518.50)	2,151.00	2,151.00
STLUCIE-Equities Sawgrass	314211103	FEDERATED HERMES CL B	46.00	02/28/2020	---	1,518.44	0.00	0.00	(528.98)	989.46	989.46
STLUCIE-Equities Sawgrass	314211103	FEDERATED HERMES CL B	80.00	05/29/2020	---	1,941.68	0.00	0.00	(220.88)	1,720.80	1,720.80
STLUCIE-Equities Sawgrass	31620R303	FIDELITY NATIONAL FINANCIAL	250.00	12/09/2016	---	5,792.93	0.00	0.00	2,034.57	7,827.50	7,827.50

ST. LUCIE COUNTY BOARD OF COUNTY COMMISSIONERS
 INVESTMENT PORTFOLIO
 AS OF SEPTEMBER 30, 2020

Account	Identifier	Description	S&P Rating	Fitch Rating	Moody's Rating	Current Units	Settle Date	Final Maturity	Book Value	Interest Due	Accrued Balance	Net Unrealized Gain/Loss	Market Value	Market Value + Accrued
STLUCIE-Equities Sawgrass	31620R303	FIDELITY NATIONAL FINANCIAL ORD	NA	NA	NA	420.00	07/22/2016	---	11,195.25	0.00	0.00	1,954.95	13,150.20	13,150.20
STLUCIE-Equities Sawgrass	31620R303	FIDELITY NATIONAL FINANCIAL ORD	NA	NA	NA	425.00	12/08/2016	---	9,765.10	0.00	0.00	3,541.65	13,306.75	13,306.75
STLUCIE-Equities Sawgrass	31620R303	FIDELITY NATIONAL FINANCIAL ORD	NA	NA	NA	25.00	07/19/2019	---	1,068.00	0.00	0.00	(285.25)	782.75	782.75
STLUCIE-Equities Sawgrass	31620R303	FIDELITY NATIONAL FINANCIAL ORD	NA	NA	NA	900.00	04/16/2020	---	25,623.00	0.00	0.00	2,566.00	28,179.00	28,179.00
STLUCIE-Equities Sawgrass	31847R102	FIRST AMERICAN FINANCIAL ORD	NA	NA	NA	37.00	03/12/2020	---	2,210.38	0.00	0.00	(326.71)	1,883.67	1,883.67
STLUCIE-Equities Sawgrass	31847R102	FIRST AMERICAN FINANCIAL ORD	NA	NA	NA	1.00	09/29/2020	---	50.00	0.00	0.00	0.91	50.91	50.91
STLUCIE-Equities Sawgrass	33767D105	FIRSTCASH ORD	NA	NA	NA	24.00	02/28/2020	---	1,985.64	0.00	0.00	(612.60)	1,373.04	1,373.04
STLUCIE-Equities Sawgrass	33773R108	FISERV ORD	NA	NA	NA	70.00	03/20/2020	---	5,448.79	0.00	0.00	1,764.71	7,213.50	7,213.50
STLUCIE-Equities Sawgrass	33773R108	FISERV ORD	NA	NA	NA	340.00	03/20/2020	---	26,802.91	0.00	0.00	8,234.09	35,037.00	35,037.00
STLUCIE-Equities Sawgrass	338307101	FIVE9 ORD	NA	NA	NA	25.00	03/27/2020	---	1,814.88	0.00	0.00	3,242.00	3,242.00	3,242.00
STLUCIE-Equities Sawgrass	338307101	FIVE9 ORD	NA	NA	NA	35.00	05/07/2020	---	3,358.50	0.00	0.00	1,180.30	4,538.80	4,538.80
STLUCIE-Equities Sawgrass	338307101	FIVE9 ORD	NA	NA	NA	10.00	07/21/2020	---	1,116.60	0.00	0.00	180.20	1,296.80	1,296.80
STLUCIE-Equities Sawgrass	338307101	FIVE9 ORD	NA	NA	NA	10.00	09/25/2020	---	1,247.70	0.00	0.00	49.10	1,296.80	1,296.80
STLUCIE-Equities Sawgrass	34349R101	FLOWERS FOODS ORD	NA	NA	NA	56.00	02/28/2020	---	1,250.76	0.00	0.00	111.72	1,362.48	1,362.48
STLUCIE-Equities Sawgrass	346375108	FORMFACTORY ORD	NA	NA	NA	90.00	08/28/2020	---	2,485.95	0.00	0.00	2,243.70	2,243.70	2,243.70
STLUCIE-Equities Sawgrass	34964C106	FOR TUNE BRANDS HOME AND SECURITY ORD	NA	NA	NA	19.00	07/01/2020	---	1,192.82	0.00	0.00	451.06	1,643.88	1,643.88
STLUCIE-Equities Sawgrass	35138V102	FOX FACTORY HOLDING ORD	NA	NA	NA	40.00	07/09/2020	---	1,690.86	0.00	0.00	(204.26)	1,486.60	1,486.60
STLUCIE-Equities Sawgrass	35138V102	FOX FACTORY HOLDING ORD	NA	NA	NA	20.00	07/21/2020	---	3,344.62	0.00	0.00	(371.42)	2,973.20	2,973.20
STLUCIE-Equities Sawgrass	35138V102	FOX FACTORY HOLDING ORD	NA	NA	NA	20.00	07/31/2020	---	1,858.25	0.00	0.00	(371.65)	1,486.60	1,486.60
STLUCIE-Equities Sawgrass	353514102	FRANKLIN ELECTRIC ORD	NA	NA	NA	25.00	08/20/2020	---	1,495.34	0.00	0.00	(24.59)	1,470.75	1,470.75
STLUCIE-Equities Sawgrass	36162J106	GEO GROUP REIT ORD	NA	NA	NA	139.00	07/01/2020	---	1,604.56	0.00	0.00	(28.30)	1,576.26	1,576.26
STLUCIE-Equities Sawgrass	363576109	ARTHUR J GALLAGHER ORD	NA	NA	NA	220.00	06/08/2018	---	14,664.65	0.00	0.00	8,562.95	23,227.60	23,227.60
STLUCIE-Equities Sawgrass	363576109	ARTHUR J GALLAGHER ORD	NA	NA	NA	50.00	10/29/2018	---	3,672.00	0.00	0.00	1,607.00	5,279.00	5,279.00
STLUCIE-Equities Sawgrass	363576109	ARTHUR J GALLAGHER ORD	NA	NA	NA	60.00	11/28/2018	---	4,613.40	0.00	0.00	1,721.40	6,334.80	6,334.80
STLUCIE-Equities Sawgrass	363576109	ARTHUR J GALLAGHER ORD	NA	NA	NA	300.00	04/17/2019	---	24,198.69	0.00	0.00	7,475.31	31,674.00	31,674.00
STLUCIE-Equities Sawgrass	368736104	GENERAC HOLDINGS ORD	NA	NA	NA	30.00	03/20/2020	---	2,599.50	0.00	0.00	3,209.70	5,809.20	5,809.20
STLUCIE-Equities Sawgrass	368736104	GENERAC HOLDINGS ORD	NA	NA	NA	20.00	04/17/2020	---	1,971.95	0.00	0.00	1,900.85	3,872.80	3,872.80
STLUCIE-Equities Sawgrass	368736104	GENERAC HOLDINGS ORD	NA	NA	NA	20.00	05/01/2020	---	2,077.77	0.00	0.00	1,795.03	3,872.80	3,872.80
STLUCIE-Equities Sawgrass	368736104	GENERAC HOLDINGS ORD	NA	NA	NA	20.00	05/08/2020	---	1,999.13	0.00	0.00	1,873.67	3,872.80	3,872.80
STLUCIE-Equities Sawgrass	368736104	GENERAC HOLDINGS ORD	NA	NA	NA	10.00	05/19/2020	---	1,030.48	0.00	0.00	905.92	1,936.40	1,936.40
STLUCIE-Equities Sawgrass	371901109	GENERAL DYNAMICS ORD	NA	NA	NA	230.00	07/12/2018	---	44,250.60	0.00	0.00	(12,411.70)	31,838.90	31,838.90
STLUCIE-Equities Sawgrass	371901109	GENTEX ORD	NA	NA	NA	52.00	02/28/2020	---	1,463.02	0.00	0.00	(124.02)	1,339.00	1,339.00
STLUCIE-Equities Sawgrass	371901109	GENTEX ORD	NA	NA	NA	10.00	03/31/2020	---	216.37	0.00	0.00	41.13	257.50	257.50
STLUCIE-Equities Sawgrass	371901109	GENTEX ORD	NA	NA	NA	4.00	09/29/2020	---	101.78	0.00	0.00	1.22	103.00	103.00
STLUCIE-Equities Sawgrass	388689101	GRAPHIC PACKAGING HOLDING ORD	NA	NA	NA	90.00	02/28/2020	---	1,237.24	6.75	0.00	30.86	1,268.10	1,268.10
STLUCIE-Equities Sawgrass	388689101	GRAPHIC PACKAGING HOLDING ORD	NA	NA	NA	11.00	07/01/2020	---	151.80	0.83	0.00	154.99	154.99	154.99
STLUCIE-Equities Sawgrass	388689101	GRAPHIC PACKAGING HOLDING ORD	NA	NA	NA	41.00	09/29/2020	---	568.74	0.00	0.00	8.95	577.69	577.69
STLUCIE-Equities Sawgrass	392709101	GREEN BRICK PARTNERS ORD	NA	NA	NA	210.00	02/19/2020	---	2,536.30	0.00	0.00	844.70	3,381.00	3,381.00
STLUCIE-Equities Sawgrass	392709101	GREEN BRICK PARTNERS ORD	NA	NA	NA	190.00	07/09/2020	---	2,427.93	0.00	0.00	631.07	3,059.00	3,059.00
STLUCIE-Equities Sawgrass	392709101	GREEN BRICK PARTNERS ORD	NA	NA	NA	180.00	07/21/2020	---	2,346.30	0.00	0.00	551.70	2,898.00	2,898.00
STLUCIE-Equities Sawgrass	392709101	GREEN BRICK PARTNERS ORD	NA	NA	NA	160.00	08/28/2020	---	2,415.36	0.00	0.00	160.64	2,576.00	2,576.00
STLUCIE-Equities Sawgrass	392709101	GREEN BRICK PARTNERS ORD	NA	NA	NA	160.00	09/08/2020	---	2,412.80	0.00	0.00	163.20	2,576.00	2,576.00
STLUCIE-Equities Sawgrass	392709101	GREEN BRICK PARTNERS ORD	NA	NA	NA	140.00	09/11/2020	---	2,163.07	0.00	0.00	90.93	2,254.00	2,254.00
STLUCIE-Equities Sawgrass	392709101	GREEN BRICK PARTNERS ORD	NA	NA	NA	70.00	09/16/2020	---	1,259.76	0.00	0.00	(132.76)	1,127.00	1,127.00
STLUCIE-Equities Sawgrass	392709101	GREEN BRICK PARTNERS ORD	NA	NA	NA	120.00	09/18/2020	---	2,224.01	0.00	0.00	(292.01)	1,932.00	1,932.00
STLUCIE-Equities Sawgrass	40425J101	HMS HOLDINGS ORD	NA	NA	NA	33.00	03/31/2020	---	822.69	0.00	0.00	(32.34)	790.35	790.35
STLUCIE-Equities Sawgrass	40425J101	HMS HOLDINGS ORD	NA	NA	NA	8.00	09/29/2020	---	188.64	0.00	0.00	2.96	191.60	191.60
STLUCIE-Equities Sawgrass	40637H109	HALOZYME THERAPEUTICS ORD	NA	NA	NA	110.00	03/27/2020	---	1,834.14	0.00	0.00	1,056.66	2,890.80	2,890.80
STLUCIE-Equities Sawgrass	40637H109	HALOZYME THERAPEUTICS ORD	NA	NA	NA	60.00	05/01/2020	---	1,402.80	0.00	0.00	174.00	1,576.80	1,576.80
STLUCIE-Equities Sawgrass	40637H109	HALOZYME THERAPEUTICS ORD	NA	NA	NA	60.00	05/08/2020	---	1,438.57	0.00	0.00	138.23	1,576.80	1,576.80
STLUCIE-Equities Sawgrass	40637H109	HALOZYME THERAPEUTICS ORD	NA	NA	NA	60.00	05/19/2020	---	1,442.54	0.00	0.00	134.26	1,576.80	1,576.80
STLUCIE-Equities Sawgrass	40637H109	HALOZYME THERAPEUTICS ORD	NA	NA	NA	80.00	06/05/2020	---	1,912.53	0.00	0.00	189.87	2,102.40	2,102.40
STLUCIE-Equities Sawgrass	40637H109	HALOZYME THERAPEUTICS ORD	NA	NA	NA	100.00	06/22/2020	---	2,375.50	0.00	0.00	252.50	2,628.00	2,628.00
STLUCIE-Equities Sawgrass	40637H109	HALOZYME THERAPEUTICS ORD	NA	NA	NA	60.00	06/29/2020	---	1,505.28	0.00	0.00	71.52	1,576.80	1,576.80
STLUCIE-Equities Sawgrass	40637H109	HALOZYME THERAPEUTICS ORD	NA	NA	NA	65.00	08/20/2020	---	1,809.87	0.00	0.00	(101.67)	1,708.20	1,708.20
STLUCIE-Equities Sawgrass	40637H109	HALOZYME THERAPEUTICS ORD	NA	NA	NA	65.00	09/11/2020	---	1,832.47	0.00	0.00	(124.27)	1,708.20	1,708.20
STLUCIE-Equities Sawgrass	407497106	HAMILTON LANE CL A ORD	NA	NA	NA	0.00	06/25/2020	---	0.00	10.94	0.00	0.00	0.00	0.00
STLUCIE-Equities Sawgrass	410345102	HANESBRANDS ORD	NA	NA	NA	89.00	05/01/2020	---	922.93	0.00	0.00	478.82	1,401.75	1,401.75
STLUCIE-Equities Sawgrass	410345102	HANESBRANDS ORD	NA	NA	NA	34.00	07/01/2020	---	374.26	0.00	0.00	161.24	535.50	535.50
STLUCIE-Equities Sawgrass	410345102	HANESBRANDS ORD	NA	NA	NA	9.00	09/29/2020	---	138.74	0.00	0.00	3.01	141.75	141.75
STLUCIE-Equities Sawgrass	410867105	HANOVER INSURANCE GROUP ORD	NA	NA	NA	12.00	02/28/2020	---	1,574.37	0.00	0.00	(456.21)	1,118.16	1,118.16
STLUCIE-Equities Sawgrass	421966108	HEALTHCARE SERVICES ORD	NA	NA	NA	43.00	03/31/2020	---	959.33	0.00	0.00	(33.54)	925.79	925.79
STLUCIE-Equities Sawgrass	421966108	HEALTHCARE SERVICES ORD	NA	NA	NA	25.00	09/29/2020	---	528.19	0.00	0.00	10.06	538.25	538.25
STLUCIE-Equities Sawgrass	427866108	HERSHEY FOODS ORD	NA	NA	NA	37.00	03/12/2020	---	5,564.43	0.00	0.00	(260.85)	5,303.58	5,303.58
STLUCIE-Equities Sawgrass	431475102	HILL ROM HOLDINGS ORD	NA	NA	NA	16.00	02/28/2020	---	1,627.36	0.00	0.00	(291.20)	1,336.16	1,336.16
STLUCIE-Equities Sawgrass	436106108	HOLLYFRONTIER ORD	NA	NA	NA	26.00	02/28/2020	---	938.60	0.00	0.00	(426.14)	512.46	512.46
STLUCIE-Equities Sawgrass	436106108	HOLLYFRONTIER ORD	NA	NA	NA	6.00	03/31/2020	---	145.50	0.00	0.00	(27.24)	118.26	118.26

ST. LUCIE COUNTY BOARD OF COUNTY COMMISSIONERS
 INVESTMENT PORTFOLIO
 AS OF SEPTEMBER 30, 2020

Account	Identifier	Description	S&P Rating	Fitch Rating	Moody's Rating	Current Units	Settle Date	Final Maturity	Book Value	Interest Due	Accrued Balance	Net Unrealized Gain/Loss	Market Value	Market Value + Accrued
STLUCIE-Equities Sawgrass	437076102	HOME DEPOT ORD	NA	NA	NA	136.00	04/08/2020	---	25,324.64	0.00	0.00	12,443.92	37,768.56	37,768.56
STLUCIE-Equities Sawgrass	437076102	HOME DEPOT ORD	NA	NA	NA	350.00	04/08/2020	---	66,196.38	0.00	0.00	31,002.12	97,198.50	97,198.50
STLUCIE-Equities Sawgrass	437076102	HOME DEPOT ORD	NA	NA	NA	170.00	04/23/2020	---	34,149.86	0.00	0.00	13,060.84	47,210.70	47,210.70
STLUCIE-Equities Sawgrass	437076102	HOME DEPOT ORD	NA	NA	NA	240.00	06/29/2020	---	58,456.32	0.00	0.00	8,194.08	66,650.40	66,650.40
STLUCIE-Equities Sawgrass	438516106	HONEYWELL INTERNATIONAL ORD	NA	NA	NA	75.00	07/22/2016	---	8,524.56	0.00	0.00	3,821.19	12,345.75	12,345.75
STLUCIE-Equities Sawgrass	438516106	HONEYWELL INTERNATIONAL ORD	NA	NA	NA	150.00	12/08/2016	---	16,279.46	0.00	0.00	8,412.04	24,691.50	24,691.50
STLUCIE-Equities Sawgrass	438516106	HONEYWELL INTERNATIONAL ORD	NA	NA	NA	75.00	12/09/2016	---	8,133.03	0.00	0.00	4,212.72	12,345.75	12,345.75
STLUCIE-Equities Sawgrass	438516106	HONEYWELL INTERNATIONAL ORD	NA	NA	NA	65.00	06/04/2018	---	9,242.37	0.00	0.00	1,457.28	10,699.65	10,699.65
STLUCIE-Equities Sawgrass	441593100	HOU LIHAN LOK CL A ORD	NA	NA	NA	11.00	12/31/2019	---	538.68	0.00	0.00	110.87	649.55	649.55
STLUCIE-Equities Sawgrass	441593100	HOU LIHAN LOK CL A ORD	NA	NA	NA	70.00	02/04/2020	---	3,636.77	0.00	0.00	496.73	4,133.50	4,133.50
STLUCIE-Equities Sawgrass	441593100	HOU LIHAN LOK CL A ORD	NA	NA	NA	43.00	02/28/2020	---	2,311.48	0.00	0.00	227.67	2,539.15	2,539.15
STLUCIE-Equities Sawgrass	441593100	HOU LIHAN LOK CL A ORD	NA	NA	NA	50.00	03/20/2020	---	2,361.00	0.00	0.00	591.50	2,952.50	2,952.50
STLUCIE-Equities Sawgrass	441593100	HOU LIHAN LOK CL A ORD	NA	NA	NA	40.00	04/17/2020	---	2,239.11	0.00	0.00	122.89	2,362.00	2,362.00
STLUCIE-Equities Sawgrass	441593100	HOU LIHAN LOK CL A ORD	NA	NA	NA	20.00	05/01/2020	---	1,200.49	0.00	0.00	(19.49)	1,181.00	1,181.00
STLUCIE-Equities Sawgrass	441593100	HOU LIHAN LOK CL A ORD	NA	NA	NA	40.00	05/08/2020	---	2,355.51	0.00	0.00	6.49	2,362.00	2,362.00
STLUCIE-Equities Sawgrass	441593100	HOU LIHAN LOK CL A ORD	NA	NA	NA	40.00	05/29/2020	---	2,412.10	0.00	0.00	(50.10)	2,362.00	2,362.00
STLUCIE-Equities Sawgrass	441593100	HOU LIHAN LOK CL A ORD	NA	NA	NA	20.00	06/05/2020	---	1,206.10	0.00	0.00	(25.10)	1,181.00	1,181.00
STLUCIE-Equities Sawgrass	441593100	HOU LIHAN LOK CL A ORD	NA	NA	NA	40.00	06/22/2020	---	2,392.45	0.00	0.00	(30.45)	2,362.00	2,362.00
STLUCIE-Equities Sawgrass	45168D104	IDEXX LABORATORIES ORD	NA	NA	NA	15.00	06/05/2020	---	4,753.65	0.00	0.00	1,143.00	5,896.65	5,896.65
STLUCIE-Equities Sawgrass	45772F107	INPHI ORD	NA	NA	NA	25.00	03/27/2020	---	1,793.91	0.00	0.00	1,012.34	2,806.25	2,806.25
STLUCIE-Equities Sawgrass	45772F107	INPHI ORD	NA	NA	NA	10.00	05/07/2020	---	947.97	0.00	0.00	174.53	1,122.50	1,122.50
STLUCIE-Equities Sawgrass	45772F107	INPHI ORD	NA	NA	NA	20.00	07/09/2020	---	2,453.83	0.00	0.00	(208.83)	2,245.00	2,245.00
STLUCIE-Equities Sawgrass	45772F107	INPHI ORD	NA	NA	NA	10.00	07/21/2020	---	1,220.01	0.00	0.00	(97.51)	1,122.50	1,122.50
STLUCIE-Equities Sawgrass	45772F107	INPHI ORD	NA	NA	NA	10.00	07/21/2020	---	1,217.40	0.00	0.00	(94.90)	1,122.50	1,122.50
STLUCIE-Equities Sawgrass	45772F107	INPHI ORD	NA	NA	NA	20.00	07/31/2020	---	2,438.62	0.00	0.00	(193.62)	2,245.00	2,245.00
STLUCIE-Equities Sawgrass	45781D101	INOVALON HOLDINGS CL A ORD	NA	NA	NA	180.00	06/12/2019	---	2,588.85	0.00	0.00	2,172.15	4,761.00	4,761.00
STLUCIE-Equities Sawgrass	45781D101	INOVALON HOLDINGS CL A ORD	NA	NA	NA	192.00	08/05/2019	---	3,247.33	0.00	0.00	1,831.07	5,078.40	5,078.40
STLUCIE-Equities Sawgrass	45781D101	INOVALON HOLDINGS CL A ORD	NA	NA	NA	140.00	11/19/2019	---	2,449.73	0.00	0.00	1,253.27	3,703.00	3,703.00
STLUCIE-Equities Sawgrass	45781D101	INOVALON HOLDINGS CL A ORD	NA	NA	NA	150.00	01/30/2020	---	3,066.53	0.00	0.00	900.97	3,967.50	3,967.50
STLUCIE-Equities Sawgrass	45781D101	INOVALON HOLDINGS CL A ORD	NA	NA	NA	110.00	03/03/2020	---	2,121.76	0.00	0.00	787.74	2,909.50	2,909.50
STLUCIE-Equities Sawgrass	45781D101	INOVALON HOLDINGS CL A ORD	NA	NA	NA	70.00	05/29/2020	---	1,317.50	0.00	0.00	534.00	1,851.50	1,851.50
STLUCIE-Equities Sawgrass	45781D101	INOVALON HOLDINGS CL A ORD	NA	NA	NA	75.00	06/25/2020	---	1,535.04	0.00	0.00	448.71	1,983.75	1,983.75
STLUCIE-Equities Sawgrass	45781D101	INOVALON HOLDINGS CL A ORD	NA	NA	NA	60.00	07/21/2020	---	1,178.96	0.00	0.00	587.00	1,765.96	1,765.96
STLUCIE-Equities Sawgrass	45781D101	INOVALON HOLDINGS CL A ORD	NA	NA	NA	70.00	09/11/2020	---	1,735.08	0.00	0.00	116.42	1,851.50	1,851.50
STLUCIE-Equities Sawgrass	458140100	INTEL ORD	NA	NA	NA	150.00	07/22/2016	---	5,272.50	0.00	0.00	2,494.50	7,767.00	7,767.00
STLUCIE-Equities Sawgrass	458140100	INTEL ORD	NA	NA	NA	525.00	12/08/2016	---	18,070.50	0.00	0.00	9,114.00	27,184.50	27,184.50
STLUCIE-Equities Sawgrass	458140100	INTEL ORD	NA	NA	NA	300.00	12/09/2016	---	10,350.00	0.00	0.00	5,184.00	15,534.00	15,534.00
STLUCIE-Equities Sawgrass	458140100	INTEL ORD	NA	NA	NA	50.00	07/19/2019	---	2,471.00	0.00	0.00	118.00	2,589.00	2,589.00
STLUCIE-Equities Sawgrass	458140100	INTEL ORD	NA	NA	NA	125.00	09/13/2019	---	6,560.00	0.00	0.00	(87.50)	6,472.50	6,472.50
STLUCIE-Equities Sawgrass	458140100	INTEL ORD	NA	NA	NA	48.00	09/23/2020	---	2,383.44	0.00	0.00	102.00	2,485.44	2,485.44
STLUCIE-Equities Sawgrass	459200101	INTERNATIONAL BUSINESS MACHINES ORD	NA	NA	NA	140.00	01/22/2018	---	23,692.73	0.00	0.00	(6,658.93)	17,033.80	17,033.80
STLUCIE-Equities Sawgrass	459200101	INTERNATIONAL BUSINESS MACHINES ORD	NA	NA	NA	175.00	07/19/2019	---	25,041.78	0.00	0.00	(3,749.53)	21,292.25	21,292.25
STLUCIE-Equities Sawgrass	460690100	INTERPUBLIC GROUP OF COMPANIES ORD	NA	NA	NA	55.00	02/28/2020	---	1,270.78	0.00	0.00	(353.93)	916.85	916.85
STLUCIE-Equities Sawgrass	460690100	INTERPUBLIC GROUP OF COMPANIES ORD	NA	NA	NA	27.00	07/01/2020	---	463.59	0.00	0.00	(13.50)	450.09	450.09
STLUCIE-Equities Sawgrass	460690100	INTERPUBLIC GROUP OF COMPANIES ORD	NA	NA	NA	2,500.00	07/30/2020	---	45,831.50	0.00	0.00	(4,156.50)	41,675.00	41,675.00
STLUCIE-Equities Sawgrass	46284V101	IRON MOUNTAIN ORD	NA	NA	NA	8.00	09/29/2020	---	133.80	0.00	0.00	(0.44)	133.36	133.36
STLUCIE-Equities Sawgrass	46284V101	IRON MOUNTAIN ORD	NA	NA	NA	48.00	07/01/2020	---	1,222.06	29.69	0.00	63.86	1,285.92	1,285.92
STLUCIE-Equities Sawgrass	4625H100	JPMORGAN CHASE ORD	NA	NA	NA	425.00	12/08/2016	---	35,351.42	0.00	0.00	5,563.34	40,914.75	40,914.75
STLUCIE-Equities Sawgrass	4625H100	JPMORGAN CHASE ORD	NA	NA	NA	250.00	12/09/2016	---	20,718.75	0.00	0.00	3,348.75	24,067.50	24,067.50
STLUCIE-Equities Sawgrass	4625H100	JPMORGAN CHASE ORD	NA	NA	NA	95.00	06/04/2018	---	10,224.85	0.00	0.00	(1,079.20)	9,145.65	9,145.65
STLUCIE-Equities Sawgrass	4625H100	JPMORGAN CHASE ORD	NA	NA	NA	48.00	06/05/2020	---	5,006.40	0.00	0.00	(385.44)	4,620.96	4,620.96
STLUCIE-Equities Sawgrass	466313103	JABIL ORD	NA	NA	NA	44.00	02/28/2020	---	1,532.05	0.00	0.00	(24.61)	1,507.44	1,507.44
STLUCIE-Equities Sawgrass	466313103	JABIL ORD	NA	NA	NA	9.00	03/31/2020	---	212.58	0.00	0.00	95.76	308.34	308.34
STLUCIE-Equities Sawgrass	466313103	JABIL ORD	NA	NA	NA	8.00	07/01/2020	---	255.57	0.00	0.00	18.51	274.08	274.08
STLUCIE-Equities Sawgrass	466313103	JABIL ORD	NA	NA	NA	2.00	09/29/2020	---	67.53	0.00	0.00	0.99	68.52	68.52
STLUCIE-Equities Sawgrass	478160104	JOHNSON & JOHNSON ORD	NA	NA	NA	52.00	12/09/2016	---	5,834.72	0.00	0.00	1,907.04	7,741.76	7,741.76
STLUCIE-Equities Sawgrass	478160104	JOHNSON & JOHNSON ORD	NA	NA	NA	310.00	02/23/2017	---	36,711.78	0.00	0.00	9,441.02	46,152.80	46,152.80
STLUCIE-Equities Sawgrass	478160104	JOHNSON & JOHNSON ORD	NA	NA	NA	60.00	06/19/2017	---	7,981.46	0.00	0.00	951.34	8,932.80	8,932.80
STLUCIE-Equities Sawgrass	478160104	JOHNSON & JOHNSON ORD	NA	NA	NA	70.00	02/28/2018	---	9,255.75	0.00	0.00	1,165.85	10,421.60	10,421.60
STLUCIE-Equities Sawgrass	478160104	JOHNSON & JOHNSON ORD	NA	NA	NA	76.00	06/04/2018	---	9,155.72	0.00	0.00	2,159.16	11,314.88	11,314.88
STLUCIE-Equities Sawgrass	478160104	JOHNSON & JOHNSON ORD	NA	NA	NA	47.00	04/22/2019	---	6,535.82	0.00	0.00	461.54	6,997.36	6,997.36
STLUCIE-Equities Sawgrass	478160104	JOHNSON & JOHNSON ORD	NA	NA	NA	20.00	07/28/2020	---	2,955.80	0.00	0.00	21.80	2,977.60	2,977.60
STLUCIE-Equities Sawgrass	479167108	JOHNSON OUTDOORS CL A ORD	NA	NA	NA	25.00	07/21/2020	---	2,366.45	0.00	0.00	(319.20)	2,047.25	2,047.25
STLUCIE-Equities Sawgrass	48020Q107	JONES LANG LASALLE ORD	NA	NA	NA	17.00	02/28/2020	---	2,459.36	0.00	0.00	(83.14)	1,626.22	1,626.22
STLUCIE-Equities Sawgrass	48020Q107	JONES LANG LASALLE ORD	NA	NA	NA	1.00	09/29/2020	---	95.82	0.00	0.00	(0.16)	95.66	95.66
STLUCIE-Equities Sawgrass	48123V102	J2 GLOBAL ORD	NA	NA	NA	14.00	02/28/2020	---	1,266.72	0.00	0.00	(297.64)	969.08	969.08
STLUCIE-Equities Sawgrass	48123V102	J2 GLOBAL ORD	NA	NA	NA	3.00	03/31/2020	---	206.09	0.00	0.00	1.57	207.66	207.66

ST. LUCIE COUNTY BOARD OF COUNTY COMMISSIONERS
 INVESTMENT PORTFOLIO
 AS OF SEPTEMBER 30, 2020

Account	Identifier	Description	S&P Rating	Fitch Rating	Moody's Rating	Current Units	Settle Date	Final Maturity	Book Value	Interest Due	Accrued Balance	Net Unrealized Gain/Loss	Market Value	Market Value + Accrued
STLUCIE-Equities Sawgrass	48123VI02	J2 GLOBAL ORD	NA	NA	NA	2.00	07/01/2020	---	139.67	0.00	0.00	(1.23)	138.44	138.44
STLUCIE-Equities Sawgrass	48666K109	KB HOME ORD	NA	NA	NA	50.00	09/25/2020	---	1,915.57	0.00	0.00	3.93	1,919.50	1,919.50
STLUCIE-Equities Sawgrass	49714P108	KINSALE CAPITAL GROUP ORD	NA	NA	NA	20.00	10/10/2019	---	2,050.73	0.00	0.00	1,752.87	3,803.60	3,803.60
STLUCIE-Equities Sawgrass	49714P108	KINSALE CAPITAL GROUP ORD	NA	NA	NA	27.00	02/12/2020	---	2,596.73	0.00	0.00	1,838.13	5,134.86	5,134.86
STLUCIE-Equities Sawgrass	49714P108	KINSALE CAPITAL GROUP ORD	NA	NA	NA	20.00	05/07/2020	---	2,573.31	0.00	0.00	1,230.29	3,803.60	3,803.60
STLUCIE-Equities Sawgrass	49714P108	KINSALE CAPITAL GROUP ORD	NA	NA	NA	10.00	07/21/2020	---	1,622.47	0.00	0.00	279.33	1,901.80	1,901.80
STLUCIE-Equities Sawgrass	501044101	KROGER ORD	NA	NA	NA	138.00	03/20/2020	---	4,758.24	0.00	0.00	(78.66)	4,679.58	4,679.58
STLUCIE-Equities Sawgrass	50187A107	LHC GROUP ORD	NA	NA	NA	22.00	01/16/2019	---	2,165.80	0.00	0.00	2,510.52	4,676.32	4,676.32
STLUCIE-Equities Sawgrass	50187A107	LHC GROUP ORD	NA	NA	NA	40.00	05/31/2019	---	4,545.94	0.00	0.00	3,956.46	8,502.40	8,502.40
STLUCIE-Equities Sawgrass	50187A107	LHC GROUP ORD	NA	NA	NA	20.00	08/12/2019	---	2,526.20	0.00	0.00	4,251.20	4,251.20	4,251.20
STLUCIE-Equities Sawgrass	50187A107	LHC GROUP ORD	NA	NA	NA	12.00	02/28/2020	---	1,799.83	0.00	0.00	750.89	2,550.72	2,550.72
STLUCIE-Equities Sawgrass	50187A107	LHC GROUP ORD	NA	NA	NA	20.00	04/03/2020	---	2,633.77	0.00	0.00	1,617.43	4,251.20	4,251.20
STLUCIE-Equities Sawgrass	50187A107	LHC GROUP ORD	NA	NA	NA	10.00	06/29/2020	---	1,699.31	0.00	0.00	426.29	2,125.60	2,125.60
STLUCIE-Equities Sawgrass	50189K103	LGI INDUSTRIES ORD	NA	NA	NA	10.00	07/21/2020	---	1,192.37	0.00	0.00	(129.47)	1,062.90	1,062.90
STLUCIE-Equities Sawgrass	50212V100	LPL FINANCIAL HOLDINGS ORD	NA	NA	NA	13.00	02/28/2020	---	1,091.85	0.00	0.00	(95.14)	996.71	996.71
STLUCIE-Equities Sawgrass	505336107	LA Z BOY ORD	NA	NA	NA	55.00	09/11/2020	---	1,754.22	0.00	0.00	(14.57)	1,739.65	1,739.65
STLUCIE-Equities Sawgrass	525558201	LEMAITRE VASCULAR ORD	NA	NA	NA	45.00	09/11/2020	---	1,425.76	0.00	0.00	38.09	1,463.85	1,463.85
STLUCIE-Equities Sawgrass	525558201	LEMAITRE VASCULAR ORD	NA	NA	NA	60.00	09/25/2020	---	2,023.73	0.00	0.00	(71.93)	1,951.80	1,951.80
STLUCIE-Equities Sawgrass	526107107	LENOX INTERNATIONAL ORD	NA	NA	NA	6.00	02/28/2020	---	1,463.76	4.62	0.00	171.90	1,635.66	1,635.66
STLUCIE-Equities Sawgrass	53220K504	LIGAND PHARMACEUTICALS ORD	NA	NA	NA	20.00	05/19/2020	---	1,970.06	0.00	0.00	(63.66)	1,906.40	1,906.40
STLUCIE-Equities Sawgrass	536797103	LITHIA MOTORS CL A ORD	NA	NA	NA	10.00	07/21/2020	---	1,728.15	0.00	0.00	551.25	2,279.40	2,279.40
STLUCIE-Equities Sawgrass	536797103	LITHIA MOTORS CL A ORD	NA	NA	NA	10.00	07/24/2020	---	1,940.57	0.00	0.00	338.83	2,279.40	2,279.40
STLUCIE-Equities Sawgrass	536797103	LITHIA MOTORS CL A ORD	NA	NA	NA	5.00	09/11/2020	---	1,230.64	0.00	0.00	(90.94)	1,139.70	1,139.70
STLUCIE-Equities Sawgrass	539830109	LOCKHEED MARTIN ORD	NA	NA	NA	14.00	06/05/2020	---	5,621.98	0.00	0.00	(256.06)	5,365.92	5,365.92
STLUCIE-Equities Sawgrass	539830109	LOCKHEED MARTIN ORD	NA	NA	NA	6.00	07/28/2020	---	2,311.80	0.00	0.00	(12.12)	2,299.68	2,299.68
STLUCIE-Equities Sawgrass	539830109	LOCKHEED MARTIN ORD	NA	NA	NA	150.00	09/10/2020	---	57,172.50	0.00	0.00	319.50	57,492.00	57,492.00
STLUCIE-Equities Sawgrass	55024U109	LUMENTUM HOLDINGS ORD	NA	NA	NA	15.00	08/28/2020	---	1,298.53	0.00	0.00	(171.58)	1,126.95	1,126.95
STLUCIE-Equities Sawgrass	55345K103	MRC GLOBAL ORD	NA	NA	NA	157.00	07/01/2020	---	945.80	0.00	0.00	(273.84)	671.96	671.96
STLUCIE-Equities Sawgrass	55345K103	MRC GLOBAL ORD	NA	NA	NA	42.00	09/29/2020	---	185.43	0.00	0.00	(5.67)	179.76	179.76
STLUCIE-Equities Sawgrass	55616P104	MACYS ORD	NA	NA	NA	83.00	02/28/2020	---	1,131.36	0.00	0.00	(658.26)	473.10	473.10
STLUCIE-Equities Sawgrass	55616P104	MACYS ORD	NA	NA	NA	108.00	03/31/2020	---	598.86	0.00	0.00	16.74	615.60	615.60
STLUCIE-Equities Sawgrass	55616P104	MACYS ORD	NA	NA	NA	302.00	07/01/2020	---	1,958.62	0.00	0.00	(237.22)	1,721.40	1,721.40
STLUCIE-Equities Sawgrass	559079207	MAGELLAN HEALTH ORD	NA	NA	NA	24.00	02/28/2020	---	1,602.43	0.00	0.00	216.29	1,818.72	1,818.72
STLUCIE-Equities Sawgrass	561171100	MALIBU BOATS CL A ORD	NA	NA	NA	25.00	07/21/2020	---	1,309.13	0.00	0.00	(70.13)	1,239.00	1,239.00
STLUCIE-Equities Sawgrass	561171100	MALIBU BOATS CL A ORD	NA	NA	NA	20.00	08/20/2020	---	1,227.61	0.00	0.00	(236.41)	991.20	991.20
STLUCIE-Equities Sawgrass	562750109	MANHATTAN ASSOCIATES ORD	NA	NA	NA	15.00	07/25/2019	---	1,086.68	0.00	0.00	345.67	1,432.35	1,432.35
STLUCIE-Equities Sawgrass	562750109	MANHATTAN ASSOCIATES ORD	NA	NA	NA	30.00	07/29/2019	---	2,602.35	0.00	0.00	2,662.30	2,664.70	2,664.70
STLUCIE-Equities Sawgrass	56418H100	MANPOWERGROUP ORD	NA	NA	NA	25.00	02/28/2020	---	1,979.28	0.00	0.00	(146.03)	1,833.25	1,833.25
STLUCIE-Equities Sawgrass	56418H100	MANPOWERGROUP ORD	NA	NA	NA	2.00	09/29/2020	---	144.28	0.00	0.00	2.38	146.66	146.66
STLUCIE-Equities Sawgrass	564563104	MANTECH INTERNATIONAL CL A ORD	NA	NA	NA	12.00	06/05/2020	---	925.96	0.00	0.00	(99.40)	826.56	826.56
STLUCIE-Equities Sawgrass	564563104	MANTECH INTERNATIONAL CL A ORD	NA	NA	NA	4.00	07/01/2020	---	269.91	0.00	0.00	5.61	275.52	275.52
STLUCIE-Equities Sawgrass	565849106	MARATHON OIL ORD	NA	NA	NA	160.00	07/01/2020	---	942.40	0.00	0.00	(288.00)	654.40	654.40
STLUCIE-Equities Sawgrass	56585A102	MARATHON PETROLEUM ORD	NA	NA	NA	186.60	12/08/2016	---	8,678.12	0.00	0.00	(3,203.33)	5,474.80	5,474.80
STLUCIE-Equities Sawgrass	56585A102	MARATHON PETROLEUM ORD	NA	NA	NA	233.75	12/09/2016	---	11,121.25	0.00	0.00	(4,263.03)	6,858.23	6,858.23
STLUCIE-Equities Sawgrass	56585A102	MARATHON PETROLEUM ORD	NA	NA	NA	407.65	01/05/2018	---	25,461.43	0.00	0.00	(13,500.94)	11,960.50	11,960.50
STLUCIE-Equities Sawgrass	56585A102	MARATHON PETROLEUM ORD	NA	NA	NA	25.00	07/19/2019	---	1,370.75	0.00	0.00	(637.25)	733.50	733.50
STLUCIE-Equities Sawgrass	566324109	MARATHON PETROLEUM ORD	NA	NA	NA	39.00	02/28/2020	---	1,332.07	0.00	0.00	(258.79)	1,073.28	1,073.28
STLUCIE-Equities Sawgrass	566324109	MARATHON PETROLEUM ORD	NA	NA	NA	16.00	04/17/2020	---	6,566.40	0.00	0.00	1,139.04	7,705.44	7,705.44
STLUCIE-Equities Sawgrass	5700D108	MARKETAXESS HOLDINGS ORD	NA	NA	NA	110.00	09/11/2020	---	2,045.45	0.00	0.00	(250.25)	1,795.20	1,795.20
STLUCIE-Equities Sawgrass	573075108	MARTEN TRANSPORT ORD	NA	NA	NA	47.00	03/16/2020	---	11,392.61	0.00	0.00	4,501.38	15,893.99	15,893.99
STLUCIE-Equities Sawgrass	57636Q104	MASTERCARD CL A ORD	NA	NA	NA	220.00	03/18/2020	---	53,780.12	0.00	0.00	20,617.28	74,397.40	74,397.40
STLUCIE-Equities Sawgrass	57636Q104	MASTERCARD CL A ORD	NA	NA	NA	4.00	03/30/2020	---	1,042.96	0.00	0.00	309.72	1,352.68	1,352.68
STLUCIE-Equities Sawgrass	579780206	MCCORMICK ORD	NA	NA	NA	410.00	06/19/2020	---	71,453.08	0.00	0.00	8,127.92	79,581.00	79,581.00
STLUCIE-Equities Sawgrass	579780206	MCCORMICK ORD	NA	NA	NA	320.00	06/30/2020	---	56,316.96	0.00	0.00	5,795.04	62,112.00	62,112.00
STLUCIE-Equities Sawgrass	579780206	MCCORMICK ORD	NA	NA	NA	380.00	07/07/2020	---	69,082.06	0.00	0.00	4,675.94	73,758.00	73,758.00
STLUCIE-Equities Sawgrass	58470H101	MEDIFAST ORD	NA	NA	NA	10.00	09/25/2020	---	1,685.89	0.00	0.00	(41.39)	1,644.50	1,644.50
STLUCIE-Equities Sawgrass	58506Q109	MEDPACE HOLDINGS ORD	NA	NA	NA	5.00	08/09/2019	---	381.29	0.00	0.00	177.46	558.75	558.75
STLUCIE-Equities Sawgrass	58506Q109	MEDPACE HOLDINGS ORD	NA	NA	NA	40.00	02/26/2020	---	3,850.46	0.00	0.00	619.94	4,470.00	4,470.00
STLUCIE-Equities Sawgrass	58506Q109	MEDPACE HOLDINGS ORD	NA	NA	NA	40.00	03/03/2020	---	3,882.06	0.00	0.00	887.54	4,770.00	4,770.00
STLUCIE-Equities Sawgrass	58506Q109	MEDPACE HOLDINGS ORD	NA	NA	NA	30.00	03/05/2020	---	2,738.98	0.00	0.00	613.52	3,352.50	3,352.50
STLUCIE-Equities Sawgrass	58506Q109	MEDPACE HOLDINGS ORD	NA	NA	NA	30.00	03/12/2020	---	2,669.85	0.00	0.00	682.65	3,352.50	3,352.50
STLUCIE-Equities Sawgrass	58506Q109	MEDPACE HOLDINGS ORD	NA	NA	NA	50.00	03/18/2020	---	3,610.97	0.00	0.00	1,976.53	5,587.50	5,587.50
STLUCIE-Equities Sawgrass	58506Q109	MEDPACE HOLDINGS ORD	NA	NA	NA	20.00	05/19/2020	---	1,666.15	0.00	0.00	568.85	2,235.00	2,235.00
STLUCIE-Equities Sawgrass	589378108	MERCURY SYSTEMS ORD	NA	NA	NA	15.00	05/29/2020	---	1,303.98	0.00	0.00	(142.08)	1,161.90	1,161.90
STLUCIE-Equities Sawgrass	589378108	MERCURY SYSTEMS ORD	NA	NA	NA	15.00	06/02/2020	---	1,339.52	0.00	0.00	(177.62)	1,161.90	1,161.90
STLUCIE-Equities Sawgrass	589378108	MERCURY SYSTEMS ORD	NA	NA	NA	20.00	06/05/2020	---	1,779.40	0.00	0.00	(230.20)	1,549.20	1,549.20
STLUCIE-Equities Sawgrass	589440100	MERCURY SYSTEMS ORD	NA	NA	NA	39.00	02/28/2020	---	1,870.22	0.00	0.00	(256.79)	1,613.43	1,613.43

ST. LUCIE COUNTY BOARD OF COUNTY COMMISSIONERS
 INVESTMENT PORTFOLIO
 AS OF SEPTEMBER 30, 2020

S&P Rating	Fitch Rating	Moody's Rating	Current Units	Settle Date	Final Maturity	Book Value	Interest Due	Accrued Balance	Net Unrealized Gain/Loss	Market Value	Market Value + Accrued
NA	NA	NA	65.00	06/02/2020	---	2,820.03	0.00	0.00	7.47	2,827.50	2,827.50
NA	NA	NA	25.00	11/05/2019	---	1,820.92	0.00	0.00	938.82	2,759.75	2,759.75
NA	NA	NA	50.00	02/26/2020	---	3,598.26	0.00	0.00	1,921.24	5,519.50	5,519.50
NA	NA	NA	40.00	03/05/2020	---	2,687.69	0.00	0.00	1,727.91	4,415.60	4,415.60
NA	NA	NA	20.00	08/20/2020	---	2,121.39	0.00	0.00	86.41	2,207.80	2,207.80
NA	NA	NA	30.00	09/08/2020	---	2,883.83	0.00	0.00	427.87	3,311.70	3,311.70
NA	NA	NA	20.00	09/11/2020	---	1,946.39	0.00	0.00	261.41	2,207.80	2,207.80
NA	NA	NA	30.00	09/18/2020	---	3,089.61	0.00	0.00	222.09	3,311.70	3,311.70
NA	NA	NA	482.00	03/10/2020	---	78,339.46	0.00	0.00	23,039.60	101,379.06	101,379.06
NA	NA	NA	300.00	03/11/2020	---	46,413.51	0.00	0.00	16,685.49	63,099.00	63,099.00
NA	NA	NA	10.00	03/30/2020	---	1,534.30	0.00	0.00	569.00	2,103.30	2,103.30
NA	NA	NA	20.00	04/30/2020	---	3,422.60	0.00	0.00	784.00	4,206.60	4,206.60
NA	NA	NA	150.00	09/11/2020	---	1,749.15	0.00	0.00	161.85	1,911.00	1,911.00
NA	NA	NA	135.00	09/25/2020	---	1,728.51	0.00	0.00	(8.61)	1,719.90	1,719.90
NA	NA	NA	9.00	02/28/2020	---	1,162.13	0.00	0.00	485.23	1,647.36	1,647.36
NA	NA	NA	1.00	09/29/2020	---	159.33	0.00	0.00	23.71	183.04	183.04
NA	NA	NA	6.00	05/19/2020	---	133.60	0.00	0.00	(15.40)	118.20	118.20
NA	NA	NA	60.00	06/05/2020	---	1,465.99	0.00	0.00	(283.99)	1,182.00	1,182.00
NA	NA	NA	100.00	06/22/2020	---	2,316.00	0.00	0.00	(346.00)	1,970.00	1,970.00
NA	NA	NA	3.00	09/29/2020	---	58.22	0.00	0.00	0.88	59.10	59.10
NA	NA	NA	45.00	07/01/2020	---	1,436.68	0.00	0.00	(53.38)	1,383.30	1,383.30
NA	NA	NA	55.00	05/07/2020	---	2,780.60	0.00	0.00	959.95	3,740.55	3,740.55
NA	NA	NA	20.00	02/28/2020	---	1,515.00	10.40	0.00	(268.80)	1,246.20	1,246.20
NA	NA	NA	92.00	02/28/2020	---	1,946.90	4.60	0.00	1,158.10	3,105.00	3,105.00
NA	NA	NA	20.00	02/28/2020	---	1,276.00	0.00	0.00	(291.80)	984.20	984.20
NA	NA	NA	3.00	09/29/2020	---	141.27	0.00	0.00	6.36	147.63	147.63
NA	NA	NA	55.00	02/04/2020	---	3,710.61	0.00	0.00	593.14	4,303.75	4,303.75
NA	NA	NA	35.00	05/07/2020	---	2,195.50	0.00	0.00	2,738.75	4,934.25	4,934.25
NA	NA	NA	30.00	06/01/2020	---	2,162.33	0.00	0.00	185.17	2,347.50	2,347.50
NA	NA	NA	70.00	04/01/2019	---	1,365.83	0.00	0.00	1,216.47	2,582.30	2,582.30
NA	NA	NA	90.00	05/07/2019	---	2,074.29	0.00	0.00	1,245.81	3,320.10	3,320.10
NA	NA	NA	35.00	05/07/2020	---	958.99	0.00	0.00	332.16	1,291.15	1,291.15
NA	NA	NA	10.00	07/21/2020	---	366.22	0.00	0.00	2.68	368.90	368.90
NA	NA	NA	99.00	02/28/2020	---	1,439.29	0.00	0.00	232.82	1,672.11	1,672.11
NA	NA	NA	20.00	02/12/2020	---	1,907.50	0.00	0.00	199.30	2,106.80	2,106.80
NA	NA	NA	10.00	06/02/2020	---	1,020.35	0.00	0.00	33.05	1,053.40	1,053.40
NA	NA	NA	132.00	03/31/2020	---	749.10	0.00	0.00	(149.82)	599.28	599.28
NA	NA	NA	59.00	09/29/2020	---	285.27	0.00	0.00	(17.41)	267.86	267.86
NA	NA	NA	44.00	02/28/2020	---	980.98	0.00	0.00	479.38	1,460.36	1,460.36
NA	NA	NA	7.00	07/01/2020	---	176.96	0.00	0.00	55.37	232.33	232.33
NA	NA	NA	14.00	09/29/2020	---	457.31	0.00	0.00	7.35	464.66	464.66
NA	NA	NA	10.00	06/02/2020	---	1,059.83	0.00	0.00	507.37	1,567.20	1,567.20
NA	NA	NA	155.00	06/25/2020	---	3,420.99	0.00	0.00	444.71	3,865.70	3,865.70
NA	NA	NA	595.00	03/22/2018	---	27,912.28	0.00	0.00	7,609.22	35,521.50	35,521.50
NA	NA	NA	25.00	07/19/2019	---	1,463.00	0.00	0.00	29.50	1,492.50	1,492.50
NA	NA	NA	170.00	09/26/2019	---	9,110.74	0.00	0.00	1,038.26	10,149.00	10,149.00
NA	NA	NA	2,710.00	06/19/2020	---	144,451.67	0.00	0.00	17,335.33	161,787.00	161,787.00
NA	NA	NA	1,580.00	06/26/2020	---	86,828.74	0.00	0.00	7,497.26	94,326.00	94,326.00
NA	NA	NA	165.00	08/26/2020	---	9,203.70	0.00	0.00	646.80	9,850.50	9,850.50
NA	NA	NA	97.00	09/29/2020	---	970.49	0.00	0.00	(59.66)	910.83	910.83
NA	NA	NA	145.00	09/22/2017	---	5,678.19	60.18	0.00	(1,732.74)	3,945.45	3,945.45
NA	NA	NA	1,200.00	11/27/2017	---	43,268.64	498.00	0.00	(10,616.64)	32,652.00	32,652.00
NA	NA	NA	500.00	07/19/2018	---	14,302.55	207.50	0.00	(697.55)	13,605.00	13,605.00
NA	NA	NA	550.00	10/19/2018	---	17,070.68	228.25	0.00	(2,105.18)	14,965.50	14,965.50
NA	NA	NA	75.00	07/19/2019	---	2,289.00	31.13	0.00	(248.25)	2,040.75	2,040.75
NA	NA	NA	70.00	02/12/2020	---	3,495.45	0.00	0.00	712.95	4,208.40	4,208.40
NA	NA	NA	80.00	02/26/2020	---	3,826.22	0.00	0.00	983.38	4,809.60	4,809.60
NA	NA	NA	90.00	03/03/2020	---	3,810.67	0.00	0.00	1,600.13	5,410.80	5,410.80
NA	NA	NA	40.00	05/08/2020	---	1,679.28	0.00	0.00	725.52	2,404.80	2,404.80
NA	NA	NA	50.00	06/22/2020	---	2,246.35	0.00	0.00	759.65	3,006.00	3,006.00
NA	NA	NA	40.00	06/29/2020	---	1,808.62	0.00	0.00	596.18	2,404.80	2,404.80
NA	NA	NA	35.00	09/11/2020	---	2,169.83	0.00	0.00	(65.63)	2,104.20	2,104.20
NA	NA	NA	30.00	09/25/2020	---	1,782.20	0.00	0.00	21.40	1,803.60	1,803.60
NA	NA	NA	5.00	03/27/2020	---	250.09	0.00	0.00	521.20	771.29	771.29
NA	NA	NA	30.00	05/01/2020	---	1,782.48	0.00	0.00	1,344.72	3,127.20	3,127.20
NA	NA	NA	35.00	05/07/2020	---	2,036.37	0.00	0.00	1,612.03	3,648.40	3,648.40
NA	NA	NA	20.00	05/08/2020	---	1,142.20	0.00	0.00	942.60	2,084.80	2,084.80

ST. LUCIE COUNTY BOARD OF COUNTY COMMISSIONERS
 INVESTMENT PORTFOLIO
 AS OF SEPTEMBER 30, 2020

Account	Identifier	Description	S&P Rating	Fitch Rating	Moody's Rating	Current Units	Settle Date	Final Maturity	Book Value	Interest Due	Accrued Balance	Net Unrealized Gain/Loss	Market Value	Market Value + Accrued
STLUCIE-Equities Sawgrass	69753M105	PALOMAR HOLDINGS ORD	NA	NA	NA	30.00	05/19/2020	---	1,702.04	0.00	0.00	1,425.16	3,127.20	3,127.20
STLUCIE-Equities Sawgrass	69753M105	PALOMAR HOLDINGS ORD	NA	NA	NA	30.00	06/22/2020	---	2,525.24	0.00	0.00	601.96	3,127.20	3,127.20
STLUCIE-Equities Sawgrass	69753M105	PALOMAR HOLDINGS ORD	NA	NA	NA	20.00	06/29/2020	---	1,662.17	0.00	0.00	422.63	2,084.80	2,084.80
STLUCIE-Equities Sawgrass	69753M105	PALOMAR HOLDINGS ORD	NA	NA	NA	20.00	08/20/2020	---	2,046.28	0.00	0.00	38.52	2,084.80	2,084.80
STLUCIE-Equities Sawgrass	703395103	PATTERSON COMPANIES ORD	NA	NA	NA	52.00	03/16/2020	---	1,012.18	0.00	0.00	241.28	1,253.46	1,253.46
STLUCIE-Equities Sawgrass	703395103	PATTERSON COMPANIES ORD	NA	NA	NA	11.00	03/31/2020	---	181.53	0.00	0.00	83.63	265.16	265.16
STLUCIE-Equities Sawgrass	70438V106	PAYLOCITY HOLDING ORD	NA	NA	NA	17.00	07/01/2020	---	2,383.66	0.00	0.00	360.48	2,744.14	2,744.14
STLUCIE-Equities Sawgrass	70805E109	PENNAANT GROUP ORD	NA	NA	NA	35.00	09/25/2020	---	1,241.49	0.00	0.00	108.11	1,349.60	1,349.60
STLUCIE-Equities Sawgrass	71375U101	PERFICIENT ORD	NA	NA	NA	95.00	08/07/2019	---	3,346.61	0.00	0.00	713.70	4,060.30	4,060.30
STLUCIE-Equities Sawgrass	717081103	PFIZER ORD	NA	NA	NA	800.00	01/09/2017	---	26,487.84	0.00	0.00	2,872.16	29,360.00	29,360.00
STLUCIE-Equities Sawgrass	717081103	PFIZER ORD	NA	NA	NA	825.00	01/05/2018	---	30,250.19	0.00	0.00	27.31	30,277.50	30,277.50
STLUCIE-Equities Sawgrass	73278L105	POOL ORD	NA	NA	NA	7.00	02/28/2020	---	1,542.98	0.00	0.00	798.80	2,341.78	2,341.78
STLUCIE-Equities Sawgrass	739276103	POWER INTEGRATIONS ORD	NA	NA	NA	40.00	02/19/2020	---	2,135.20	0.00	0.00	80.80	2,216.00	2,216.00
STLUCIE-Equities Sawgrass	739276103	POWER INTEGRATIONS ORD	NA	NA	NA	60.00	03/20/2020	---	2,695.35	0.00	0.00	628.65	3,324.00	3,324.00
STLUCIE-Equities Sawgrass	739276103	POWER INTEGRATIONS ORD	NA	NA	NA	20.00	03/26/2020	---	894.50	0.00	0.00	213.50	1,108.00	1,108.00
STLUCIE-Equities Sawgrass	739276103	POWER INTEGRATIONS ORD	NA	NA	NA	40.00	04/17/2020	---	1,831.29	0.00	0.00	384.71	2,216.00	2,216.00
STLUCIE-Equities Sawgrass	739276103	POWER INTEGRATIONS ORD	NA	NA	NA	40.00	05/01/2020	---	2,132.66	0.00	0.00	83.34	2,216.00	2,216.00
STLUCIE-Equities Sawgrass	739276103	POWER INTEGRATIONS ORD	NA	NA	NA	40.00	05/08/2020	---	2,062.85	0.00	0.00	153.15	2,216.00	2,216.00
STLUCIE-Equities Sawgrass	739276103	POWER INTEGRATIONS ORD	NA	NA	NA	20.00	05/19/2020	---	1,002.80	0.00	0.00	105.20	1,108.00	1,108.00
STLUCIE-Equities Sawgrass	739276103	POWER INTEGRATIONS ORD	NA	NA	NA	40.00	06/29/2020	---	2,394.81	0.00	0.00	178.81	2,573.61	2,573.61
STLUCIE-Equities Sawgrass	74051N102	PREMIER CL A ORD	NA	NA	NA	32.00	02/28/2020	---	939.36	0.00	0.00	111.20	1,050.56	1,050.56
STLUCIE-Equities Sawgrass	74144T108	T ROWE PRICE GROUP ORD	NA	NA	NA	705.00	05/05/2017	---	50,182.75	0.00	0.00	40,212.35	90,395.10	90,395.10
STLUCIE-Equities Sawgrass	742718109	PROCTER & GAMBLE ORD	NA	NA	NA	120.00	07/22/2016	---	10,331.92	0.00	0.00	6,346.88	16,678.80	16,678.80
STLUCIE-Equities Sawgrass	742718109	PROCTER & GAMBLE ORD	NA	NA	NA	275.00	12/08/2016	---	22,754.24	0.00	0.00	15,468.01	38,222.25	38,222.25
STLUCIE-Equities Sawgrass	742718109	PROCTER & GAMBLE ORD	NA	NA	NA	175.00	12/09/2016	---	14,533.51	0.00	0.00	9,789.74	24,323.25	24,323.25
STLUCIE-Equities Sawgrass	742718109	PROCTER & GAMBLE ORD	NA	NA	NA	300.00	07/25/2018	---	23,633.55	0.00	0.00	18,063.45	41,697.00	41,697.00
STLUCIE-Equities Sawgrass	743315103	PROGRESSIVE ORD	NA	NA	NA	52.00	04/17/2020	---	4,139.20	0.00	0.00	783.64	4,922.84	4,922.84
STLUCIE-Equities Sawgrass	74340E103	PROGYNY ORD	NA	NA	NA	34.00	03/31/2020	---	745.45	0.00	0.00	255.17	1,000.62	1,000.62
STLUCIE-Equities Sawgrass	74340E103	PROGYNY ORD	NA	NA	NA	130.00	07/21/2020	---	3,501.25	0.00	0.00	324.65	3,825.90	3,825.90
STLUCIE-Equities Sawgrass	74340E103	PROGYNY ORD	NA	NA	NA	40.00	08/20/2020	---	1,167.24	0.00	0.00	9.96	1,177.20	1,177.20
STLUCIE-Equities Sawgrass	74347M108	PROPETRO HOLDING ORD	NA	NA	NA	191.00	07/01/2020	---	982.70	0.00	0.00	(207.24)	775.46	775.46
STLUCIE-Equities Sawgrass	74347M108	PROPETRO HOLDING ORD	NA	NA	NA	56.00	09/29/2020	---	217.04	0.00	0.00	227.36	227.36	227.36
STLUCIE-Equities Sawgrass	743713109	PROTO LABS ORD	NA	NA	NA	3,150.12	06/02/2020	---	3,150.12	0.00	0.00	87.38	3,237.50	3,237.50
STLUCIE-Equities Sawgrass	743815102	PROVIDENCE SERVICE ORD	NA	NA	NA	19.00	02/28/2020	---	1,284.61	0.00	0.00	480.68	1,765.29	1,765.29
STLUCIE-Equities Sawgrass	745867101	PULTEGROUP ORD	NA	NA	NA	9.00	06/08/2020	---	321.71	3.12	0.00	94.90	416.61	416.61
STLUCIE-Equities Sawgrass	745867101	PULTEGROUP ORD	NA	NA	NA	88.00	07/01/2020	---	2,900.92	10.56	0.00	1,172.60	4,073.52	4,073.52
STLUCIE-Equities Sawgrass	74758T303	QUALYS ORD	NA	NA	NA	20.00	03/30/2020	---	1,736.30	0.00	0.00	1,960.20	1,960.20	1,960.20
STLUCIE-Equities Sawgrass	74758T303	QUALYS ORD	NA	NA	NA	20.00	08/28/2020	---	2,167.69	0.00	0.00	(207.49)	1,960.20	1,960.20
STLUCIE-Equities Sawgrass	748381101	QUIDEL ORD	NA	NA	NA	5.00	09/29/2020	---	978.28	0.00	0.00	118.62	1,096.90	1,096.90
STLUCIE-Equities Sawgrass	74915M100	QURATE RETAIL SRS A ORD	NA	NA	NA	150.00	07/01/2020	---	994.61	0.00	0.00	82.39	1,077.00	1,077.00
STLUCIE-Equities Sawgrass	74915M100	QURATE RETAIL SRS A ORD	NA	NA	NA	265.00	09/25/2020	---	1,972.71	0.00	0.00	(70.01)	1,902.70	1,902.70
STLUCIE-Equities Sawgrass	74915M100	QURATE RETAIL SRS A ORD	NA	NA	NA	37.00	09/29/2020	---	266.22	0.00	0.00	(0.56)	265.66	265.66
STLUCIE-Equities Sawgrass	749397105	RJRCM ORD	NA	NA	NA	89.00	02/28/2020	---	1,171.83	0.00	0.00	354.52	1,526.35	1,526.35
STLUCIE-Equities Sawgrass	749397105	RJRCM ORD	NA	NA	NA	170.00	09/10/2020	---	2,726.38	0.00	0.00	189.12	2,915.50	2,915.50
STLUCIE-Equities Sawgrass	749397105	RJRCM ORD	NA	NA	NA	4.00	09/29/2020	---	64.74	0.00	0.00	3.86	68.60	68.60
STLUCIE-Equities Sawgrass	749397105	RJRCM ORD	NA	NA	NA	15.00	08/20/2020	---	1,437.66	4.50	0.00	(29.61)	1,408.05	1,408.05
STLUCIE-Equities Sawgrass	759916109	REPLIGEN ORD	NA	NA	NA	15.00	07/01/2019	---	1,249.80	0.00	0.00	963.30	2,213.10	2,213.10
STLUCIE-Equities Sawgrass	759916109	REPLIGEN ORD	NA	NA	NA	15.00	08/01/2019	---	1,415.51	0.00	0.00	797.59	2,213.10	2,213.10
STLUCIE-Equities Sawgrass	759916109	REPLIGEN ORD	NA	NA	NA	10.00	05/07/2020	---	1,146.70	0.00	0.00	328.70	1,475.40	1,475.40
STLUCIE-Equities Sawgrass	770323103	ROBERT HALF ORD	NA	NA	NA	1,024.00	02/03/2020	---	61,848.37	0.00	0.00	(7,637.81)	54,210.56	54,210.56
STLUCIE-Equities Sawgrass	783754104	RYERSON HOLDING ORD	NA	NA	NA	174.00	09/29/2020	---	976.14	0.00	0.00	20.88	997.02	997.02
STLUCIE-Equities Sawgrass	784117103	SEI INVESTMENTS ORD	NA	NA	NA	26.00	02/28/2020	---	1,649.46	0.00	0.00	(330.74)	1,318.72	1,318.72
STLUCIE-Equities Sawgrass	78463M107	SPS COMMERCE ORD	NA	NA	NA	25.00	02/15/2019	---	1,346.15	0.00	0.00	600.60	1,946.75	1,946.75
STLUCIE-Equities Sawgrass	78463M107	SPS COMMERCE ORD	NA	NA	NA	50.00	02/20/2019	---	2,708.01	0.00	0.00	1,185.49	3,893.50	3,893.50
STLUCIE-Equities Sawgrass	78463M107	SPS COMMERCE ORD	NA	NA	NA	30.00	05/01/2020	---	1,639.77	0.00	0.00	696.33	2,336.10	2,336.10
STLUCIE-Equities Sawgrass	78463M107	SPS COMMERCE ORD	NA	NA	NA	20.00	05/08/2020	---	1,139.37	0.00	0.00	418.03	1,557.40	1,557.40
STLUCIE-Equities Sawgrass	78463M107	SPS COMMERCE ORD	NA	NA	NA	20.00	05/19/2020	---	1,163.35	0.00	0.00	394.05	1,557.40	1,557.40
STLUCIE-Equities Sawgrass	78463M107	SPS COMMERCE ORD	NA	NA	NA	30.00	06/29/2020	---	2,279.47	0.00	0.00	56.63	2,336.10	2,336.10
STLUCIE-Equities Sawgrass	78648T100	SAFETY INSURANCE GROUP ORD	NA	NA	NA	11.00	02/28/2020	---	990.55	0.00	0.00	(230.56)	759.99	759.99
STLUCIE-Equities Sawgrass	78648T100	SAFETY INSURANCE GROUP ORD	NA	NA	NA	1.00	07/01/2020	---	76.64	0.00	0.00	(7.55)	69.09	69.09
STLUCIE-Equities Sawgrass	78648T100	SAFETY INSURANCE GROUP ORD	NA	NA	NA	2.00	09/29/2020	---	136.85	0.00	0.00	1.33	138.18	138.18
STLUCIE-Equities Sawgrass	801056102	SANMINA ORD	NA	NA	NA	62.00	02/28/2020	---	1,687.64	0.00	0.00	(10.54)	1,677.10	1,677.10
STLUCIE-Equities Sawgrass	806857108	SCHLUMBERGER ORD	NA	NA	NA	80.00	12/08/2016	---	6,779.20	10.00	0.00	(5,334.40)	1,444.80	1,444.80
STLUCIE-Equities Sawgrass	806857108	SCHLUMBERGER ORD	NA	NA	NA	125.00	10/18/2018	---	10,518.75	15.63	0.00	(8,573.75)	1,945.00	1,945.00
STLUCIE-Equities Sawgrass	806857108	SCHLUMBERGER ORD	NA	NA	NA	400.00	06/11/2018	---	27,826.92	50.00	0.00	(21,602.92)	6,224.00	6,224.00
STLUCIE-Equities Sawgrass	806857108	SCHLUMBERGER ORD	NA	NA	NA	175.00	04/17/2019	---	8,158.24	21.88	0.00	(5,435.24)	2,723.00	2,723.00
STLUCIE-Equities Sawgrass	806857108	SCHLUMBERGER ORD	NA	NA	NA	175.00	07/19/2019	---	6,853.00	21.88	0.00	(4,130.00)	2,723.00	2,723.00

ST. LUCIE COUNTY BOARD OF COUNTY COMMISSIONERS
 INVESTMENT PORTFOLIO
 AS OF SEPTEMBER 30, 2020

S&P Rating	Fitch Rating	Moody's Rating	Final Maturity	Settle Date	Current Units	Book Value	Interest Due	Accrued Balance	Net Unrealized Gain/Loss	Market Value	Market Value + Accrued
NA	NA	NA	---	10/00	110.00	2,889.38	7.15	0.00	(169.08)	2,720.30	2,720.30
NA	NA	NA	---	03/16/2020	65.00	1,140.07	0.00	0.00	213.23	1,353.30	1,353.30
NA	NA	NA	---	02/28/2020	23.00	1,168.05	0.00	0.00	(197.91)	970.14	970.14
NA	NA	NA	---	07/01/2020	4.00	135.00	0.00	0.00	168.72	168.72	168.72
NA	NA	NA	---	09/29/2020	4.00	168.60	0.00	0.00	0.12	168.72	168.72
NA	NA	NA	---	06/11/2019	5.00	151.95	0.00	0.00	31.90	183.85	183.85
NA	NA	NA	---	08/12/2019	90.00	2,800.13	0.00	0.00	509.17	3,309.30	3,309.30
NA	NA	NA	---	10/24/2019	40.00	1,250.80	0.00	0.00	220.00	1,470.80	1,470.80
NA	NA	NA	---	11/13/2019	35.00	1,082.55	0.00	0.00	204.40	1,286.95	1,286.95
NA	NA	NA	---	02/28/2020	34.00	1,061.82	0.00	0.00	188.36	1,250.18	1,250.18
NA	NA	NA	---	04/17/2020	165.00	5,337.75	0.00	0.00	729.30	6,067.05	6,067.05
NA	NA	NA	---	08/28/2020	60.00	2,263.61	0.00	0.00	(57.41)	2,206.20	2,206.20
NA	NA	NA	---	09/08/2020	60.00	2,315.40	0.00	0.00	(109.20)	2,206.20	2,206.20
NA	NA	NA	---	09/18/2020	40.00	1,489.40	0.00	0.00	(18.60)	1,470.80	1,470.80
NA	NA	NA	---	02/04/2020	4.60	1,664.94	0.00	0.00	278.26	1,943.20	1,943.20
NA	NA	NA	---	02/13/2020	25.00	2,150.00	5.75	0.00	279.00	2,429.00	2,429.00
NA	NA	NA	---	05/07/2020	20.00	1,448.70	4.60	0.00	494.50	1,943.20	1,943.20
NA	NA	NA	---	08/28/2020	20.00	2,008.91	4.60	0.00	1,943.20	1,943.20	1,943.20
NA	NA	NA	---	09/18/2020	30.00	3,030.92	6.90	0.00	(116.12)	2,914.80	2,914.80
NA	NA	NA	---	04/20/2020	75.00	2,916.29	0.00	0.00	2,735.71	5,652.00	5,652.00
NA	NA	NA	---	05/07/2020	35.00	1,354.21	0.00	0.00	1,283.39	2,637.60	2,637.60
NA	NA	NA	---	09/11/2020	30.00	2,026.96	0.00	0.00	233.84	2,260.80	2,260.80
NA	NA	NA	---	02/12/2020	17.00	1,677.08	0.00	0.00	2,073.15	2,073.15	2,073.15
NA	NA	NA	---	02/13/2020	5.00	508.55	0.00	0.00	609.75	609.75	609.75
NA	NA	NA	---	05/07/2020	15.00	1,380.06	0.00	0.00	1,829.25	1,829.25	1,829.25
NA	NA	NA	---	03/05/2020	39.00	1,782.65	0.00	0.00	1,907.49	1,907.49	1,907.49
NA	NA	NA	---	03/31/2020	33.00	737.14	0.00	0.00	1,614.03	1,614.03	1,614.03
NA	NA	NA	---	09/29/2020	2.00	94.80	0.00	0.00	293.46	293.46	293.46
NA	NA	NA	---	02/28/2020	6.00	897.54	0.00	0.00	97.82	97.82	97.82
NA	NA	NA	---	03/31/2020	2.00	207.02	0.00	0.00	(14.76)	882.78	882.78
NA	NA	NA	---	07/21/2020	59.00	1,519.41	0.00	0.00	294.26	294.26	294.26
NA	NA	NA	---	04/20/2020	80.00	2,865.35	0.00	0.00	1,234.87	4,234.87	4,234.87
NA	NA	NA	---	09/11/2020	35.00	1,829.63	0.00	0.00	4,524.80	4,524.80	4,524.80
NA	NA	NA	---	02/28/2020	68.00	1,900.26	17.00	0.00	149.97	1,979.60	1,979.60
NA	NA	NA	---	07/01/2020	12.00	311.88	3.00	0.00	46.58	1,946.84	1,946.84
NA	NA	NA	---	02/28/2020	56.00	2,155.31	0.00	0.00	343.56	343.56	343.56
NA	NA	NA	---	02/28/2020	24.00	1,087.50	0.00	0.00	2,448.88	2,448.88	2,448.88
NA	NA	NA	---	09/29/2020	2.00	98.78	0.00	0.00	140.34	1,227.84	1,227.84
NA	NA	NA	---	07/21/2020	75.00	2,133.44	0.00	0.00	3.54	102.32	102.32
NA	NA	NA	---	02/28/2020	57.00	965.98	0.00	0.00	1,980.00	1,980.00	1,980.00
NA	NA	NA	---	09/29/2020	33.00	503.75	0.00	0.00	(76.21)	889.77	889.77
NA	NA	NA	---	08/20/2020	50.00	1,139.26	0.00	0.00	515.13	515.13	515.13
NA	NA	NA	---	09/11/2020	105.00	1,846.43	0.00	0.00	1,197.00	1,197.00	1,197.00
NA	NA	NA	---	01/23/2019	721.00	50,870.59	0.00	0.00	58.27	1,904.70	1,904.70
NA	NA	NA	---	07/19/2019	25.00	2,196.25	0.00	0.00	62,629.23	113,499.82	113,499.82
NA	NA	NA	---	12/23/2019	49.00	6,315.61	0.00	0.00	1,739.25	3,935.50	3,935.50
NA	NA	NA	---	07/21/2020	55.00	1,840.48	0.00	0.00	1,397.97	7,713.58	7,713.58
NA	NA	NA	---	08/20/2020	35.00	1,382.78	0.00	0.00	577.32	2,417.80	2,417.80
NA	NA	NA	---	07/01/2020	13.00	954.21	0.00	0.00	1,538.60	1,538.60	1,538.60
NA	NA	NA	---	09/29/2020	28.00	394.68	0.00	0.00	(89.01)	865.20	865.20
NA	NA	NA	---	03/31/2020	53.00	749.46	0.00	0.00	7.02	401.70	401.70
NA	NA	NA	---	02/28/2020	84.00	1,248.63	0.00	0.00	197.65	947.11	947.11
NA	NA	NA	---	01/25/2019	945.00	57,257.55	0.00	0.00	52.53	1,301.16	1,301.16
NA	NA	NA	---	07/19/2019	25.00	1,977.75	0.00	0.00	(1,048.95)	56,208.60	56,208.60
NA	NA	NA	---	11/12/2019	50.00	2,133.23	0.00	0.00	(490.75)	1,487.00	1,487.00
NA	NA	NA	---	03/03/2020	30.00	1,432.43	0.00	0.00	2,071.00	2,071.00	2,071.00
NA	NA	NA	---	03/05/2020	60.00	3,009.09	0.00	0.00	(209.83)	1,242.60	1,242.60
NA	NA	NA	---	05/07/2020	30.00	1,286.82	0.00	0.00	(523.89)	2,485.20	2,485.20
NA	NA	NA	---	09/27/2019	56.00	2,243.84	0.00	0.00	(44.22)	1,242.60	1,242.60
NA	NA	NA	---	10/18/2019	115.00	4,642.40	0.00	0.00	1,856.25	3,164.56	3,164.56
NA	NA	NA	---	02/07/2020	30.00	1,209.45	0.00	0.00	6,498.65	6,498.65	6,498.65
NA	NA	NA	---	07/21/2020	60.00	3,007.03	0.00	0.00	485.85	1,695.30	1,695.30
NA	NA	NA	---	08/20/2020	40.00	2,044.73	0.00	0.00	3,390.60	3,390.60	3,390.60
NA	NA	NA	---	01/09/2017	241.00	24,738.77	0.00	0.00	2,156.19	2,260.40	2,260.40
NA	NA	NA	---	08/07/2018	50.00	7,496.00	0.00	0.00	(125.99)	1,130.20	1,130.20
NA	NA	NA	---						22,706.90	47,445.67	47,445.67
NA	NA	NA	---						2,347.50	9,843.50	9,843.50

ST. LUCIE COUNTY BOARD OF COUNTY COMMISSIONERS
 INVESTMENT PORTFOLIO
 AS OF SEPTEMBER 30, 2020

Account	Identifier	Description	S&P Rating	Fitch Rating	Moody's Rating	Current Units	Settle Date	Final Maturity	Book Value	Interest Due	Accrued Balance	Net Unrealized Gain/Loss	Market Value	Market Value + Accrued
STLUCIE-Equities Sawgrass	907818108	UNION PACIFIC ORD	NA	NA	NA	14.00	08/22/2018	---	1,509.60	0.00	0.00	459.10	1,968.70	1,968.70
STLUCIE-Equities Sawgrass	907818108	UNION PACIFIC ORD	NA	NA	NA	10.00	08/30/2018	---	2,122.54	0.00	0.00	633.64	2,756.18	2,756.18
STLUCIE-Equities Sawgrass	91324P102	UNITEDHEALTH GRP ORD	NA	NA	NA	90.00	12/08/2016	---	14,140.35	0.00	0.00	13,918.95	28,059.30	28,059.30
STLUCIE-Equities Sawgrass	91324P102	UNITEDHEALTH GRP ORD	NA	NA	NA	75.00	12/09/2016	---	11,738.21	0.00	0.00	11,644.54	23,382.75	23,382.75
STLUCIE-Equities Sawgrass	91324P102	UNITEDHEALTH GRP ORD	NA	NA	NA	30.00	06/29/2018	---	7,472.22	0.00	0.00	1,880.88	9,353.10	9,353.10
STLUCIE-Equities Sawgrass	91324P102	UNITEDHEALTH GRP ORD	NA	NA	NA	20.00	07/19/2018	---	5,009.80	0.00	0.00	1,225.60	6,235.40	6,235.40
STLUCIE-Equities Sawgrass	91324P102	UNITEDHEALTH GRP ORD	NA	NA	NA	50.00	04/17/2019	---	11,371.50	0.00	0.00	4,217.00	15,588.50	15,588.50
STLUCIE-Equities Sawgrass	91324P102	UNITEDHEALTH GRP ORD	NA	NA	NA	25.00	07/19/2019	---	6,674.25	0.00	0.00	1,120.00	7,794.25	7,794.25
STLUCIE-Equities Sawgrass	91388P105	UNIVERSAL LO ORD	NA	NA	NA	70.00	09/11/2020	---	1,564.09	0.00	0.00	1,460.20	1,460.20	1,460.20
STLUCIE-Equities Sawgrass	92343V104	VERIZON COMMUNICATIONS ORD	NA	NA	NA	320.00	12/12/2018	---	18,672.42	0.00	0.00	364.38	19,036.80	19,036.80
STLUCIE-Equities Sawgrass	92343V104	VERIZON COMMUNICATIONS ORD	NA	NA	NA	540.00	12/17/2018	---	30,847.50	0.00	0.00	1,277.10	32,124.60	32,124.60
STLUCIE-Equities Sawgrass	92343V104	VERIZON COMMUNICATIONS ORD	NA	NA	NA	25.00	07/19/2019	---	1,432.50	0.00	0.00	54.75	1,487.25	1,487.25
STLUCIE-Equities Sawgrass	92343V104	VERIZON COMMUNICATIONS ORD	NA	NA	NA	290.00	09/04/2019	---	16,877.25	0.00	0.00	374.85	17,252.10	17,252.10
STLUCIE-Equities Sawgrass	92343V104	VERIZON COMMUNICATIONS ORD	NA	NA	NA	46.00	09/13/2019	---	2,758.16	0.00	0.00	(21.62)	2,736.54	2,736.54
STLUCIE-Equities Sawgrass	92343V104	VERIZON COMMUNICATIONS ORD	NA	NA	NA	1,870.00	05/21/2020	---	103,226.24	0.00	0.00	8,020.06	111,246.30	111,246.30
STLUCIE-Equities Sawgrass	92343V104	VERIZON COMMUNICATIONS ORD	NA	NA	NA	940.00	05/22/2020	---	51,338.95	0.00	0.00	4,581.65	55,920.60	55,920.60
STLUCIE-Equities Sawgrass	92343V104	VERIZON COMMUNICATIONS ORD	NA	NA	NA	1,060.00	06/02/2020	---	58,493.34	0.00	0.00	4,566.06	63,059.40	63,059.40
STLUCIE-Equities Sawgrass	92343V104	VERIZON COMMUNICATIONS ORD	NA	NA	NA	560.00	06/18/2020	---	31,657.02	0.00	0.00	3,314.40	33,314.40	33,314.40
STLUCIE-Equities Sawgrass	92343V104	VERIZON COMMUNICATIONS ORD	NA	NA	NA	690.00	07/17/2020	---	38,337.78	0.00	0.00	2,710.32	41,048.10	41,048.10
STLUCIE-Equities Sawgrass	92345Y106	VERISK ANALYTICS ORD	NA	NA	NA	291.00	12/17/2018	---	33,620.33	0.00	0.00	20,304.88	53,925.21	53,925.21
STLUCIE-Equities Sawgrass	92345Y106	VERISK ANALYTICS ORD	NA	NA	NA	70.00	09/26/2019	---	11,080.08	0.00	0.00	1,891.62	12,971.70	12,971.70
STLUCIE-Equities Sawgrass	92345Y106	VERISK ANALYTICS ORD	NA	NA	NA	360.00	11/01/2019	---	53,311.72	0.00	0.00	13,399.88	66,711.60	66,711.60
STLUCIE-Equities Sawgrass	92345Y106	VERISK ANALYTICS ORD	NA	NA	NA	280.00	04/23/2020	---	40,791.18	0.00	0.00	11,095.62	51,886.80	51,886.80
STLUCIE-Equities Sawgrass	92346J108	VERICEL ORD	NA	NA	NA	90.00	09/25/2020	---	1,705.76	0.00	0.00	(38.06)	1,667.70	1,667.70
STLUCIE-Equities Sawgrass	92645B103	VICTORY CAPITAL HOLDINGS CL A ORD	NA	NA	NA	110.00	03/05/2020	---	2,267.69	0.00	0.00	(409.79)	1,857.90	1,857.90
STLUCIE-Equities Sawgrass	92645B103	VICTORY CAPITAL HOLDINGS CL A ORD	NA	NA	NA	210.00	03/12/2020	---	3,414.77	0.00	0.00	132.13	3,546.90	3,546.90
STLUCIE-Equities Sawgrass	92645B103	VICTORY CAPITAL HOLDINGS CL A ORD	NA	NA	NA	150.00	03/16/2020	---	1,939.92	0.00	0.00	593.58	2,533.50	2,533.50
STLUCIE-Equities Sawgrass	92645B103	VICTORY CAPITAL HOLDINGS CL A ORD	NA	NA	NA	130.00	03/18/2020	---	1,796.96	0.00	0.00	398.74	2,195.70	2,195.70
STLUCIE-Equities Sawgrass	92645B103	VICTORY CAPITAL HOLDINGS CL A ORD	NA	NA	NA	90.00	04/03/2020	---	1,421.41	0.00	0.00	98.69	1,520.10	1,520.10
STLUCIE-Equities Sawgrass	927107409	VILLAGE SUPER MARKET CL A ORD	NA	NA	NA	46.00	02/28/2020	---	979.68	11.50	0.00	152.38	1,132.06	1,132.06
STLUCIE-Equities Sawgrass	92840M102	VISTRA ORD	NA	NA	NA	91.00	07/01/2020	---	1,687.62	0.00	0.00	28.64	1,716.26	1,716.26
STLUCIE-Equities Sawgrass	92857F107	VOCERA COMMUNICATIONS ORD	NA	NA	NA	40.00	09/11/2020	---	1,088.06	0.00	0.00	116.20	1,163.20	1,163.20
STLUCIE-Equities Sawgrass	93059J100	WADDELL REED FINANCIAL CL A ORD	NA	NA	NA	72.00	02/28/2020	---	1,068.32	0.00	0.00	0.88	1,069.20	1,069.20
STLUCIE-Equities Sawgrass	931142103	WALMART ORD	NA	NA	NA	49.00	03/20/2020	---	6,061.30	0.00	0.00	794.29	6,855.59	6,855.59
STLUCIE-Equities Sawgrass	948849104	WEIS MARKETS ORD	NA	NA	NA	39.00	02/28/2020	---	1,400.91	0.00	0.00	471.09	1,872.00	1,872.00
STLUCIE-Equities Sawgrass	950755108	WERNER ENTERPRISES ORD	NA	NA	NA	55.00	08/20/2020	---	2,452.43	0.00	0.00	(142.98)	2,309.45	2,309.45
STLUCIE-Equities Sawgrass	974155103	WINGSTOP ORD	NA	NA	NA	11.00	07/01/2020	---	1,508.87	0.00	0.00	(5.72)	1,503.15	1,503.15
STLUCIE-Equities Sawgrass	974155103	WINGSTOP ORD	NA	NA	NA	1.00	09/29/2020	---	134.97	0.00	0.00	1.68	136.65	136.65
STLUCIE-Equities Sawgrass	974250102	WINMARK ORD	NA	NA	NA	6.00	06/02/2020	---	824.86	0.00	0.00	208.22	1,033.08	1,033.08
STLUCIE-Equities Sawgrass	974250102	WINMARK ORD	NA	NA	NA	3.00	09/29/2020	---	492.82	0.00	0.00	23.72	516.54	516.54
STLUCIE-Equities Sawgrass	981475106	WORLD FUEL SERVICES ORD	NA	NA	NA	34.00	02/28/2020	---	1,055.70	3.40	0.00	(335.24)	720.46	720.46
STLUCIE-Equities Sawgrass	981475106	WORLD FUEL SERVICES ORD	NA	NA	NA	12.00	09/29/2020	---	256.50	0.00	0.00	(2.22)	254.28	254.28
STLUCIE-Equities Sawgrass	98421M106	XEROX HOLDINGS ORD	NA	NA	NA	106.00	07/01/2020	---	1,618.09	26.50	0.00	371.53	1,989.62	1,989.62
STLUCIE-Equities Sawgrass	98421M106	XEROX HOLDINGS ORD	NA	NA	NA	5.00	09/29/2020	---	89.25	1.25	0.00	4.60	93.85	93.85
STLUCIE-Equities Sawgrass	98986M103	ZYNEX ORD	NA	NA	NA	280.00	04/20/2020	---	3,535.25	0.00	0.00	1,350.75	4,886.00	4,886.00
STLUCIE-Equities Sawgrass	98986M103	ZYNEX ORD	NA	NA	NA	120.00	09/11/2020	---	1,952.84	0.00	0.00	141.16	2,094.00	2,094.00
STLUCIE-Equities Sawgrass	98986T108	ZYNGA CL A ORD	NA	NA	NA	139.00	02/28/2020	---	964.23	0.00	0.00	303.45	1,267.68	1,267.68
STLUCIE-Equities Sawgrass	98986T108	ZYNGA CL A ORD	NA	NA	NA	10.00	07/01/2020	---	95.65	0.00	0.00	(4.45)	91.20	91.20
STLUCIE-Equities Sawgrass	98986T108	ZYNGA CL A ORD	NA	NA	NA	32.00	09/29/2020	---	288.80	0.00	0.00	3.04	291.84	291.84
STLUCIE-Equities Sawgrass	G0262103	AMDCOS ORD	NA	NA	NA	33.00	03/16/2020	---	2,260.50	10.81	0.00	(365.97)	1,894.53	1,894.53
STLUCIE-Equities Sawgrass	G1151C101	ACCENTURE CL A ORD	NA	NA	NA	40.00	03/12/2020	---	6,837.20	0.00	0.00	2,202.40	9,039.60	9,039.60
STLUCIE-Equities Sawgrass	G2717B108	CUSHMAN AND WAKEFIELD ORD	NA	NA	NA	67.00	02/28/2020	---	1,172.00	0.00	0.00	(467.83)	704.17	704.17
STLUCIE-Equities Sawgrass	G2717B108	CUSHMAN AND WAKEFIELD ORD	NA	NA	NA	27.00	09/29/2020	---	279.59	0.00	0.00	4.18	283.77	283.77
STLUCIE-Equities Sawgrass	G29183103	EATON ORD	NA	NA	NA	255.00	01/14/2019	---	17,876.98	0.00	0.00	8,140.67	26,017.65	26,017.65
STLUCIE-Equities Sawgrass	G29183103	EATON ORD	NA	NA	NA	125.00	04/17/2019	---	10,449.35	0.00	0.00	2,304.40	12,753.75	12,753.75
STLUCIE-Equities Sawgrass	G29183103	EATON ORD	NA	NA	NA	275.00	07/19/2019	---	22,142.67	0.00	0.00	5,915.58	28,058.25	28,058.25
STLUCIE-Equities Sawgrass	G3922B107	GENPACT ORD	NA	NA	NA	27.00	02/28/2020	---	1,133.45	0.00	0.00	(81.80)	1,051.65	1,051.65
STLUCIE-Equities Sawgrass	G3922B107	GENPACT ORD	NA	NA	NA	4.00	07/01/2020	---	145.20	0.00	0.00	10.60	155.80	155.80
STLUCIE-Equities Sawgrass	G50871105	JAZZ PHARMACEUTICALS ORD	NA	NA	NA	10.00	02/28/2020	---	1,167.70	0.00	0.00	258.20	1,425.90	1,425.90
STLUCIE-Equities Sawgrass	G9078F107	TRITON INTERNATIONAL ORD	NA	NA	NA	28.00	07/01/2020	---	983.08	0.00	0.00	155.68	1,138.76	1,138.76
STLUCIE-Equities Sawgrass	G9078F107	TRITON INTERNATIONAL ORD	NA	NA	NA	19.00	07/01/2020	---	572.31	0.00	0.00	200.42	772.73	772.73
STLUCIE-Equities Sawgrass	N72482123	QAAGEN ORD	NA	NA	NA	23.00	03/31/2020	---	930.35	0.00	0.00	271.63	1,201.98	1,201.98
STLUCIE-Equities Sawgrass	74915M308	QRATE RETAIL INC	BB-	NA	NA	0.50	07/01/2020	---	44.69	0.00	0.00	4.56	49.25	49.25
STLUCIE-Equities Sawgrass	110122157	BRISTOL MYERS SQUIBB CONTINGENT RTS	NA	NA	NA	75.00	11/21/2019	---	168.75	0.00	0.00	168.75	168.75	168.75
STLUCIE-Equities Sawgrass	464287630	ISHARES-RUSS 2000 VL ETF	NA	NA	NA	876.00	12/08/2016	---	102,229.11	0.00	0.00	(15,216.03)	87,013.08	87,013.08
STLUCIE-Equities Sawgrass	464287630	ISHARES-RUSS 2000 VL ETF	NA	NA	NA	130.00	12/20/2019	---	16,679.00	0.00	0.00	(3,766.10)	12,912.90	12,912.90
STLUCIE-Equities Sawgrass	46429B689	ISHARES:MSCI MV EAFE MVF	NA	NA	NA	6,569.00	07/22/2016	---	438,152.30	0.00	0.00	9,393.67	447,545.97	447,545.97

ST. LUCIE COUNTY BOARD OF COUNTY COMMISSIONERS
 INVESTMENT PORTFOLIO
 AS OF SEPTEMBER 30, 2020

Account	Identifier	Description	S&P Rating	Fitch Rating	Moody's Rating	Current Units	Settle Date	Final Maturity	Book Value	Interest Due	Accrued Balance	Net Unrealized Gain/Loss	Market Value	Market Value + Accrued
STLUCIE-Equities Sawgrass	46429B689	ISHARES:MSCI MV EAFE MVF	NA	NA	NA	482.00	12/08/2016	---	29,879.08	0.00	0.00	2,959.58	32,838.66	32,838.66
STLUCIE-Equities Sawgrass	46429B689	ISHARES:MSCI MV EAFE MVF	NA	NA	NA	320.00	05/30/2018	---	23,632.00	0.00	0.00	(1,830.40)	21,801.60	21,801.60
STLUCIE-Equities Sawgrass	46429B689	ISHARES:MSCI MV EAFE MVF	NA	NA	NA	480.00	12/20/2019	---	35,496.00	0.00	0.00	(2,793.60)	32,702.40	32,702.40
STLUCIE-Equities Sawgrass	922042775	VANGUARD FTSE XUS ETF	NA	NA	NA	12,420.00	12/08/2016	---	547,722.00	0.00	0.00	78,867.00	626,589.00	626,589.00
STLUCIE-Equities Sawgrass	922042775	VANGUARD FTSE XUS ETF	NA	NA	NA	540.00	05/30/2018	---	29,314.93	0.00	0.00	(2,071.93)	27,243.00	27,243.00
STLUCIE-Equities Sawgrass	922042775	VANGUARD FTSE XUS ETF	NA	NA	NA	840.00	12/20/2019	---	45,334.30	0.00	0.00	(2,956.30)	42,378.00	42,378.00
STLUCIE-Equities Sawgrass	922042858	VANGUARD EM ST I ETF	NA	NA	NA	2,308.00	12/08/2016	---	83,272.41	0.00	0.00	16,525.51	99,797.92	99,797.92
STLUCIE-Equities Sawgrass	922042858	VANGUARD EM ST I ETF	NA	NA	NA	560.00	12/14/2016	---	20,572.05	0.00	0.00	3,642.35	24,214.40	24,214.40
STLUCIE-Equities Sawgrass	922042858	VANGUARD EM ST I ETF	NA	NA	NA	130.00	05/30/2018	---	5,869.50	0.00	0.00	(248.30)	5,621.20	5,621.20
STLUCIE-Equities Sawgrass	922042858	VANGUARD EM ST I ETF	NA	NA	NA	190.00	12/20/2019	---	8,467.35	0.00	0.00	(251.75)	8,215.60	8,215.60
									8,397,283.80	2,378.44	0.00	1,070,560.78	9,467,844.59	9,467,844.59
Total														
									262,287,653.68	2,386.76	610,686.37	4,490,865.74	266,778,519.42	267,389,205.79